

**TRIVIEW METROPOLITAN DISTRICT  
RESOLUTION NO. 11 2017**

**RESOLUTION**

A RESOLUTION SUMMARIZING REVENUES AND EXPENDITURES FOR EACH FUND, ADOPTING THE 2018 BUDGET, AND APPROPRIATING SUMS OF MONEY TO THE FUNDS IN THE AMOUNTS AND FOR THE PURPOSES SET FORTH HEREIN AND CERTIFYING THE GENERAL FUND MILL LEVY FOR THE TRIVIEW METROPOLITAN DISTRICT, EL PASO COUNTY, COLORADO, FOR THE CALENDAR YEAR BEGINNING ON THE FIRST DAY OF JANUARY, 2018, AND ENDING ON THE LAST DAY OF DECEMBER, 2018.

WHEREAS, the Board of Directors of the Triview Metropolitan District has authorized its consultants to prepare and submit a proposed budget to said governing body no later than October 15, 2017; and

WHEREAS, the proposed budget has been submitted to the Board of the District for its consideration; and

WHEREAS, upon due and proper notice, posted in accordance with Colorado Law and published in a newspaper having general circulation within the boundaries of the District, pursuant to statute, said proposed budget was available for inspection by the public at a designated public office, a public hearing was held on December 12, 2017 and interested electors were given the opportunity to file or register any objections to said proposed budget; and

WHEREAS, the budget being adopted by the Board has been prepared based on the best information available to the Board regarding the effects of § 29-1-301, C.R.S., and Article X, § 20 of the Colorado Constitution; and

WHEREAS, whatever increases may have been made in the expenditures, like increases were added to the revenues so that the budget remains in balance, as required by law,

NOW, THEREFORE, BE IT RESOLVED BY THE BOARD OF DIRECTORS OF THE TRIVIEW METROPOLITAN DISTRICT OF EL PASO COUNTY, COLORADO, AS FOLLOWS:

Section 1. 2018 Budget Revenues. That the estimated revenues for each fund as more specifically set out in the budget attached hereto as **Exhibit A**, are accepted and approved.

Section 2. 2018 Budget Expenditures. That the estimated expenditures for each fund as more specifically set out in the budget attached hereto as **Exhibit A**, are accepted and approved.

Section 3. Adoption of Budget for 2018. That the budget as submitted, and attached hereto and incorporated herein by this reference, and if amended, then as amended, is hereby approved and adopted by the Board as the true and accurate budget of the Triview Metropolitan District for fiscal year 2018.

Section 4. 2017 Levy of General Property Taxes.

A. Levy for Debt Retirement Expense. That the foregoing budget indicates that the amount of money necessary to balance the General Fund budget for meeting general obligation debt retirement expenses is \$2,794,539. That, for the purposes of meeting the general obligation debt retirement expenses of the District during the 2018 budget year, there is hereby levied a tax of 35.000 mills upon each dollar of the total valuation of assessment of all taxable property within the District for the year 2018.

Section 5. Property Tax and Fiscal Year Spending Limits. That, being fully informed, the Board finds that the foregoing budget and mill levies do not result in a violation of any applicable property tax or fiscal year spending limitation.

Section 6. Certification. The District's manager is hereby authorized and directed to immediately certify to the Board of County Commissioners of El Paso County, the mill levies for the District hereinabove determined and set.

Section 7. Appropriations. That the amounts set forth as expenditures and balances remaining, as specifically allocated in the budget attached hereto as **Exhibit A**, are hereby appropriated from the revenue of each fund, to each fund, for the purposes stated and no other.

ADOPTED AND APPROVED this 12th day of December, 2017.



President

ATTEST:




Marco Fiorito, Secretary/Treasurer

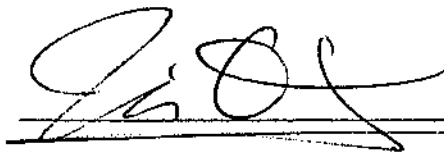
ACKNOWLEDGEMENT OF NOTICE AND  
APPROVAL OF RECORD OF PROCEEDINGS

We, the undersigned members of the Board of Directors of the Triview Metropolitan District, El Paso County, Colorado, do hereby acknowledge receipt of proper notice of the meeting of the Board held Tuesday, December 12th at 5:00 p.m., at Triview Metropolitan District, 16055 Old Forest Point, #300, Monument, Colorado, informing of the date, time and place of the meeting and the purpose for which it was called, and we do hereby approve said record of proceedings and the actions taken by the Board as stated therein.

  
\_\_\_\_\_

  
\_\_\_\_\_

  
\_\_\_\_\_


  
\_\_\_\_\_

STATE OF COLORADO )  
 )  
COUNTY OF EL PASO COUNTY )ss.  
 )  
TRIVIEW )  
METROPOLITAN DISTRICT )

I, MARCO P. FIORETO, Secretary to the Board of Directors of the Triview Metropolitan District, El Paso County, Colorado, do hereby certify that the foregoing pages constitute a true and correct copy of the record of proceedings of the Board of said District, adopted at a meeting of the Board held at 16055 Old Forest Point #300, Monument, Colorado, on December 12, 2017 at 5:00 p.m., as recorded in the official record of the proceedings of the District, insofar as said proceedings relate to the budget hearing for fiscal year 2018; that said proceedings were duly had and taken; that the meeting was duly held; and that the persons were present at the meeting as therein shown. Further, I hereby certify that the attached budget is a true and accurate copy of the 2018 Budget of the District.

IN WITNESS WHEREOF, I have hereunto subscribed my name and affixed the official seal of the District this 12<sup>TH</sup> day of December 2017.

(SEAL)

  
Secretary



**EXHIBIT A**

**ADOPTED  
2018 BUDGET  
TRIVIEW METROPOLITAN DISTRICT**

**El Paso County, Colorado**

**December 12, 2017**

## **GENERAL FUND**

# TRIVIEW METROPOLITAN DISTRICT

## General Fund Adopted 2018 Budget

	2016 Actual	2017 Estimate	Adopted 2018 Budget
<b>REVENUE</b>			
Property Tax	\$ 2,319,400	\$ 2,432,522	\$ 2,794,539
Sales Tax/IGA/Town	1,831,931	1,700,000	1,700,000
Specific Ownership Tax	272,105	243,252	279,454
Property Tax/IGA/Town	205,780	206,000	206,000
Park, Rec and Landscape Fees	23,611	235,000	202,400
Auto Tax/IGA/Town	123,115	120,807	120,000
Road and Bridge Fees	473,445	80,000	75,000
Drainage Impact Fees	213,683	95,000	80,000
Interest Income	69,310	100,000	120,000
Use Tax - Construction Material	105,778	210,000	50,000
Lot and Inspection Fees	16,495	5,600	5,000
Review and Comment Fee	2,056	-	-
Conservation Trust Fund	18,681	15,000	15,000
Miscellaneous	4,822	15,000	10,000
Interest - GO Bond	10,315	8,000	8,000
<b>Total Revenue</b>	<b>\$ 5,690,527</b>	<b>\$ 5,486,181</b>	<b>\$ 5,665,393</b>
<b>EXPENDITURES</b>			
<u>Legislative</u>			
Directors' Fees	\$ 6,600	\$ 9,000	\$ 12,000
FICA and Unemployment	-	720	960
Workers Compensation Insurance	-	650	750
<b>Total Legislative</b>	<b>\$ 6,600</b>	<b>\$ 10,270</b>	<b>\$ 13,710</b>
<u>General Administrative</u>			
<u>Salaries and Benefits</u>			
Salaries/Wages	\$ 129,129	\$ 207,000	\$ 219,000
Unemployment Insurance	91	226	400
Workers' Compensation Insurance	5,635	5,000	5,000
Health and Dental Insurance	20,446	23,325	25,000
Employer's FICA	7,587	12,834	13,578
Employer's Medicare	1,774	3,002	3,176
Retirement	5,953	10,350	10,600
Life & Disability Insurance	74	1,300	1,500
<b>Total Salaries and Benefits</b>	<b>\$ 170,689</b>	<b>\$ 263,037</b>	<b>\$ 278,254</b>
<u>Professional Services</u>			
Professional Services - JDS Hydro, etc	\$ 3,812	\$ 20,000	\$ 20,000
Professional Services - Public Relations	11,000	-	20,000
Professional Services - Management	-	-	50,000
Pavement Management - Terracon	-	25,000	25,000
Legal Fees/Monson, Cummins & Shohet	33,849	50,000	50,000
Legal Fees	55,523	49,000	48,000
<b>Total Professional Services</b>	<b>\$ 104,184</b>	<b>\$ 144,000</b>	<b>\$ 213,000</b>
<u>General Administration</u>			
Accounting Services	\$ 26,500	\$ 27,000	\$ 27,000
Audit Fees	12,950	9,604	10,000
Bank Charges	2,215	-	-
Conference, Class and Education	1,303	3,300	3,300
Dues, Publications and Subscriptions	1,740	8,000	8,000
Election	24,792	-	22,000
IT Support Services	5,710	11,100	12,000
Office Equipment and Supplies	11,554	10,000	15,000
Publication - Legal Notice	192	310	310
Repairs and Maintenance	1,809	2,500	1,500
Telephone Service	6,253	12,000	10,000
Travel and Meeting Expense	8,076	6,000	6,000
Office Overhead - (COA, utilities, etc)	8,814	11,000	11,000
General Insurance	17,615	15,750	16,500

# TRIVIEW METROPOLITAN DISTRICT

## General Fund Adopted 2018 Budget

	2016 Actual	2017 Estimate	Adopted 2018 Budget
Tax Collection Expense	34,817	36,488	41,918
Vehicle Expense	10,680	15,000	15,000
Asset Management	-	-	13,200
Contingency/Misc/Emergency Reserves	1,205	1,000	169,962
Total General Administrative	<b>\$ 176,225</b>	<b>\$ 169,052</b>	<b>\$ 382,690</b>
<b>Total General Administrative, Legislative, Prof Svc.</b>	<b>\$ 457,698</b>	<b>\$ 586,358</b>	<b>\$ 887,653</b>
<b><u>Operations</u></b>			
<b><u>Salaries - Streets/Parks Personnel</u></b>			
Salaries/Wages	\$ 103,071	\$ 120,000	\$ 205,000
Salaries/Wages - Seasonal	-	38,000	36,400
Unemployment Insurance	569	600	800
Workers' Compensation Insurance	5,635	32,000	32,000
Health and Dental Insurance	20,781	15,550	25,000
Employer's FICA	6,373	9,796	14,967
Employer's Medicare	1,491	2,291	3,500
Retirement	4,867	2,000	10,750
Life/Disability Insurance	74	865	1,000
Total Salaries - Streets/Parks	<b>\$ 142,861</b>	<b>\$ 221,102</b>	<b>\$ 329,217</b>
<b><u>Park and Open Space O&amp;M</u></b>			
Repair of Facilities	\$ -	\$ 3,000	\$ 16,000
Annual Flower Program	-	-	10,000
Contracted Services - 2016 and 2017	49,904	13,000	-
Fertilizer and weed control program	-	-	15,000
Park Irrigation Water Payments	50,388	38,000	50,000
Repair and Maintenance	13,010	25,000	30,000
Supplies/Trees Replacement in 2017 Budget	-	-	200
Replacement Plow for ATV	-	-	3,000
Tools	-	-	4,000
Equipment maintenance	-	-	4,000
Clothing and Safety Equipment	-	-	800
Automated Gate for Public Works Facility & Fence	-	-	6,000
Back Flow Inspection	-	-	1,250
Repair and replace meters and PRV's	-	-	10,500
Total Parks and Open Space O&M	<b>\$ 113,302</b>	<b>\$ 79,000</b>	<b>\$ 150,750</b>
<b><u>Street Operation and Maintenance</u></b>			
Operation and Maintenance	\$ 15,213	\$ 30,000	\$ 30,000
Vehicle maintenance	-	-	2,000
Contract Snow Removal	17,984	25,000	25,000
Repair and Maintenance	26,097	-	30,000
Rack to install Sandboxes for Plow Trucks	-	-	2,000
Contract Street Sweeping	-	-	15,000
Sand and Salt for Roads	-	-	4,000
Supplies	1,694	4,000	4,000
Total Streets	<b>\$ 60,988</b>	<b>\$ 59,000</b>	<b>\$ 112,000</b>
Total Parks and Street O&M	<b>\$ 174,290</b>	<b>\$ 138,000</b>	<b>\$ 262,750</b>



**TRIVIEW METROPOLITAN DISTRICT**  
**General Fund**  
**Adopted 2018 Budget**

	2016 Actual	2017 Estimate	Adopted 2018 Budget
<b>Lighting</b>			
MVE Operation and Maintenance	\$ 32,728	\$ 35,000	\$ 35,000
Repair and Maintenance	-	-	7,000
Total Lighting	\$ 32,728	\$ 35,000	\$ 42,000
<b>Signage</b>			
Repairs and Maintenance	\$ 2,987	\$ 4,000	\$ 4,000
Total Signage	\$ 2,987	\$ 4,000	\$ 4,000
<b>Traffic Control</b>			
Operation and Maintenance	\$ 1,541	\$ 1,600	\$ 1,600
Repairs and Maintenance - Striping	-	-	23,000
Total Traffic Control	\$ 1,541	\$ 1,600	\$ 24,600
<b>Drainage/Erosion Control</b>			
Repairs and Maintenance (inc. concrete work)	\$ -	\$ -	\$ 20,000
Total Drainage/Erosion Control	\$ -	\$ -	\$ 20,000
Total Conservation Trust Fund Projects	\$ 18,661	\$ 15,000	\$ 15,000
<b>Total Operations</b>	<b>\$ 373,088</b>	<b>\$ 414,702</b>	<b>\$ 697,567</b>
<b>Total Legislative, General Administrative &amp; Operations</b>	<b>\$ 830,786</b>	<b>\$ 1,001,060</b>	<b>\$ 1,585,220</b>
<b>Debt Service</b>			
Bond Interest Payment - 2009/2016	\$ 2,073,500	\$ 1,726,249	\$ 1,943,612
Bond Principal Payment - 2009/2016	1,101,470	575,000	540,000
Paying Agent Fees	2,500	2,500	2,500
Total Debt Service	\$ 3,177,470	\$ 2,303,749	\$ 2,486,112
<b>Total Expenditures</b>	<b>\$ 4,008,256</b>	<b>\$ 3,304,809</b>	<b>\$ 4,071,332</b>
<b>EXCESS OF REVENUE OVER (UNDER) EXPENDITURES</b>	<b>\$ 1,682,271</b>	<b>\$ 2,161,372</b>	<b>\$ 1,594,060</b>
<b>OTHER FINANCING SOURCES -Revenue</b>			
General Obligation Refunding Bonds Issued	\$ 46,215,000	\$ -	\$ -
Premium on General Obligation Refunding Bonds	918,380	-	-
Total Other Financing Sources	\$ 47,133,380	\$ -	\$ -
<b>OTHER FINANCING USES -Expenditures</b>			
Transfer to Enterprise Fund	\$ 230,000	\$ 330,000	\$ 330,000
Transfer to Capital Projects Fund	229,830	369,040	1,876,500
Payment to Refunded Bond Escrow Agent	47,976,745	-	-
Costs of Bond Issuance	509,227	-	-
Total Other Financing Uses	\$ 48,945,802	\$ 699,040	\$ 2,206,500
<b>EXCESS OF REVENUE AND OTHER FINANCING SOURCES OVER (UNDER) EXPENDITURES</b>	<b>\$ (130,151)</b>	<b>\$ 1,462,332</b>	<b>\$ (612,440)</b>
<b>BEGINNING FUND BALANCE</b>	<b>12,652,794</b>	<b>\$ 12,522,643</b>	<b>\$ 13,984,975</b>
<b>ENDING FUND BALANCE</b>	<b>\$ 12,522,643</b>	<b>\$ 13,984,975</b>	<b>\$ 13,372,535</b>

**WATER, WASTEWATER AND REUSE  
ENTERPRISE FUND**

**TRIVIEW METROPOLITAN DISTRICT**  
**Water, Wastewater and Reuse Enterprise Fund**  
**Adopted 2018 Budget**

	2016 Actual	2017 Estimate	Adopted 2018 Budget
<b>REVENUE</b>			
Water Revenue	\$ 1,067,970	\$ 1,155,000	\$ 1,201,000
Sewer Revenue	1,039,932	1,100,000	1,144,000
Reuse Fee	42,000	411,000	360,000
Water/Sewer Impact Fees	10,000	237,000	240,000
Renewable Water Fee	39,260	172,500	210,000
Lease Revenue	-	102,000	100,000
Effluent Paid-AGUA	60,450	50,000	50,000
Review Comment Fee	45,544	36,500	30,000
Water Meter Kits	15,995	37,000	30,000
Interest	13,884	12,000	10,000
Miscellaneous	46,094	25,000	20,000
Bulk Water Revenue	8,791	25,000	20,000
Utilities Reimbursable	2,984	-	-
<b>Total Revenue</b>	<b>\$ 2,392,904</b>	<b>\$ 3,363,000</b>	<b>\$ 3,415,000</b>
<b>EXPENDITURES</b>			
<b>Administrative</b>			
<b>Salaries/Benefits</b>			
Salaries and Wages	\$ 187,977	\$ 212,375	\$ 272,000
Overtime	-	-	25,000
Unemployment Insurance	165	700	1,000
Workers' Compensation Insurance	5,935	5,800	6,000
Health and Dental Insurance	20,648	26,000	35,000
Employer's FICA	11,606	13,167	18,414
Employer's Medicare	2,714	3,079	4,307
Retirement	4,741	7,000	17,500
Life and Disability Insurance	74	1,100	2,000
<b>Total Salaries and Benefits</b>	<b>\$ 233,860</b>	<b>\$ 269,221</b>	<b>\$ 381,221</b>
<b>Professional Services</b>			
Professional Services JDS Hydro	\$ 59,639	\$ 25,000	\$ 50,000
Professional Services/Amcobl/National Meter	-	58,000	60,000
Rate/Service Study	-	-	35,000
Legal Fees	14,826	10,000	-
Development Services/Chris Cummins	29,396	9,000	9,000
<b>Total Professional Services</b>	<b>\$ 103,861</b>	<b>\$ 102,000</b>	<b>\$ 154,000</b>
<b>General Administration</b>			
Accounting Services	\$ 10,723	\$ 15,000	\$ 15,000
Audit Fees	5,550	9,604	10,000
Conference/Class/Education	430	1,600	6,000
Dues, Publications, Memberships and Subscriptions	7,681	3,000	6,300
IT Support Services	5,208	1,000	1,000
Office Equipment and Supplies	3,523	4,000	5,000
Postage	10,723	3,000	4,000
Publication - Legal Notice	275	350	350
Communications	-	-	20,000
Repairs and Maintenance	14,284	1,000	1,500
Telephone Service	6,028	3,000	3,000
Travel and Meeting Expense	299	500	750
Office Overhead - (COA, utilities, etc)	3,802	1,200	1,200
General Insurance	17,438	8,000	8,800
Billing Expense	6,650	-	-
Vehicle Expense	5,089	4,000	4,000
Miscellaneous	120	500	1,000
<b>Total General Administrative</b>	<b>\$ 97,823</b>	<b>\$ 55,754</b>	<b>\$ 87,900</b>
<b>Total General Administrative</b>	<b>\$ 435,544</b>	<b>\$ 426,975</b>	<b>\$ 623,121</b>

**TRIVIEW METROPOLITAN DISTRICT**  
**Water, Wastewater and Reuse Enterprise Fund**  
**Adopted 2018 Budget**

	2016 Actual	2017 Estimate	Adopted 2018 Budget
<b>Water/System</b>			
Water Testing	\$ 1,172	\$ 12,000	\$ 12,000
Gas Utilities	6,201	6,000	6,000
Electric Utilities	269,033	284,000	300,000
Repair and Maintenance	102,772	93,750	94,000
Storage Tank Maintenance/Emergency Repair	155,171	25,000	80,000
Operating Supplies	33,433	36,000	15,000
Bulk Chemical Supplies	-	-	6,000
Lab Chemicals and Supplies	-	-	15,000
Instrumentation	-	-	11,500
Equipment Meter Supplies/Meter Kits	13,418	25,000	10,000
Water Assessments - FMI/C	-	37,500	42,500
<b>Total - Water System</b>	<b>\$ 581,200</b>	<b>\$ 519,250</b>	<b>\$ 592,000</b>
<b>Wastewater System</b>			
Wastewater TF/Donal/IGA	\$ 533,578	\$ 672,591	\$ 883,899
Repair and Maintenance	12,212	24,000	24,000
Video Collection System - Annual	20,611	29,000	30,000
Operating Supplies	2,852	6,000	6,000
Transit Loss	5,082	6,000	6,000
<b>Total - Wastewater System</b>	<b>\$ 574,335</b>	<b>\$ 737,591</b>	<b>\$ 949,899</b>
<b>Total General Administrative and Operations</b>	<b>\$ 1,591,079</b>	<b>\$ 1,683,816</b>	<b>\$ 2,165,020</b>
<b>Debt Service</b>			
Keybank Bond - Principal and Interest	-	366,705	373,336
Northgate Water Agreement	450,000	450,000	-
Northgate Water Agreement - Interest (inc accrued int)	34,520	15,750	-
Northstar/Independent Loan - Principal	400,000	400,000	400,000
Northstar/Independent Loan - Interest (inc accrued int)	227,765	191,423	176,215
<b>Total Debt Service</b>	<b>1,112,285</b>	<b>1,423,878</b>	<b>949,551</b>
<b>Total Expenditures</b>	<b>\$ 2,703,364</b>	<b>\$ 3,107,694</b>	<b>\$ 3,114,571</b>
<b>EXCESS OF REVENUE OVER (UNDER) EXPENDITURES</b>	<b>\$ (310,460)</b>	<b>\$ 255,306</b>	<b>\$ 300,430</b>
<b>OTHER FINANCING SOURCES -Revenue</b>			
Transfer from Other Funds	\$ 230,000	\$ 330,000	\$ 330,000
Keybank Bond Proceeds	6,500,000	-	-
<b>Total Other Financing Sources</b>	<b>\$ 6,730,000</b>	<b>\$ 330,000</b>	<b>\$ 330,000</b>
<b>OTHER FINANCING USES -Expenditures</b>			
Keybank Bond - Issuance Costs	29,000	-	-
Transfer to Capital Projects	7,325,621	-	-
<b>Total Other Financing Uses</b>	<b>\$ 7,354,621</b>	<b>\$ -</b>	<b>\$ -</b>
<b>EXCESS OF REVENUE AND OTHER FINANCING SOURCES OVER (UNDER) EXPENDITURES</b>	<b>\$ (935,081)</b>	<b>\$ 585,306</b>	<b>\$ 830,430</b>
<b>BEGINNING FUND BALANCE</b>	<b>\$ 1,570,384</b>	<b>\$ 635,303</b>	<b>\$ 1,220,609</b>
<b>ENDING FUND BALANCE</b>	<b>\$ 635,303</b>	<b>\$ 1,220,609</b>	<b>\$ 1,851,038</b>
<b>Committed Funds-</b>			
Escrow Renewable/Reuse/Impact Fees	\$ -	\$ 820,500	\$ 810,000
<b>ENDING FUND BALANCE - Net of Committed Funds</b>	<b>\$ 635,303</b>	<b>\$ 400,109</b>	<b>\$ 1,041,038</b>

**CAPITAL PROJECTS FUND**

**TRIVIEW METROPOLITAN DISTRICT  
CAPITAL PROJECTS FUND - GENERAL**

Adopted 2018 Budget

	<u>2016 Actual</u>	<u>2017 Estimate</u>	<u>Adopted 2018 Budget</u>
<b>REVENUE</b>			
Grant Proceeds/GOCO for Master Plan	\$ -	\$ -	\$ 25,000
<b>Total Revenue</b>	<b>\$ -</b>	<b>\$ -</b>	<b>\$ 25,000</b>
<b>EXPENDITURES</b>			
<b>Capital</b>			
PPRWA Infrastructure Project	\$ -	\$ -	\$ -
Mobile Office	6,750	-	-
	<u>\$ 6,750</u>	<u>\$ -</u>	<u>\$ -</u>
<b><u>Vehicles and Equipment Utilities</u></b>			
Backhoe	\$ -	\$ 37,840	\$ -
Equipment Vehicles	43,556	-	-
Generator	-	-	-
<b>Total Vehicles and Equipment Utilities</b>	<b>\$ 43,556</b>	<b>\$ 37,840</b>	<b>\$ -</b>
<b><u>Vehicles and Equipment Parks and Roads</u></b>			
Conex for Site A	\$ -	\$ 6,200	\$ -
Air Compressor	-	-	-
Vehicles	-	-	70,000
Material Storage Facility	-	-	10,000
<b>Total Vehicles and Equipment Parks and Roads</b>	<b>\$ -</b>	<b>\$ 6,200</b>	<b>\$ 80,000</b>
 Total Vehicles and Equipment	 <b>\$ 43,556</b>	 <b>\$ 44,040</b>	 <b>\$ 80,000</b>
<b><u>Park Improvements</u></b>			
Landscape/Irrigation	\$ -	\$ 25,000	\$ 116,000
Dog Stations and Trash Receptacles	-	-	2,000
Six Park Benches	-	-	3,500
Landscape Master Plan	-	-	100,000
Street Improvements	179,524	300,000	1,600,000
<b>Total Park Improvements</b>	<b>\$ 179,524</b>	<b>\$ 325,000</b>	<b>\$ 1,821,500</b>
<b>Total - District Capital</b>	<b>\$ 229,830</b>	<b>\$ 369,040</b>	<b>\$ 1,901,500</b>
 <b>EXCESS OF REVENUE OVER (UNDER) EXPENDITURES</b>	 <b>\$ (229,830)</b>	 <b>\$ (369,040)</b>	 <b>\$ (1,876,500)</b>
<b>OTHER FINANCING SOURCES -Revenue</b>			
Transfer from General Fund	\$ 229,830	\$ 369,040	\$ 1,876,500
<b>Total Other Financing Sources</b>	<b>\$ 229,830</b>	<b>\$ 369,040</b>	<b>\$ 1,876,500</b>
 <b>EXCESS OF REVENUE AND OTHER FINANCING SOURCES OVER (UNDER) EXPENDITURES</b>	 <b>\$ -</b>	 <b>\$ -</b>	 <b>\$ -</b>
<b>BEGINNING FUND BALANCE</b>	<b>\$ -</b>	<b>\$ -</b>	<b>\$ -</b>
<b>ENDING FUND BALANCE</b>	<b>\$ -</b>	<b>\$ -</b>	<b>\$ -</b>

**TRIVIEW METROPOLITAN DISTRICT  
CAPITAL PROJECTS FUND - ENTERPRISE**

Adopted 2018 Budget

	2016 Actual	2017 Estimate	Adopted 2018 Budget
<b>REVENUE</b>			
Water Tap Fees	\$ 431,664	\$ 1,000,000	\$ 720,000
Sewer Tap Fees	135,063	440,000	412,500
Classic Homes - Sanctuary Reimbursement	472,957	350,000	-
Payment in Lieu of Water Rights	53,170	282,710	-
Unified Escrow - Release of Funds	47,689	-	-
<b>Total Revenue</b>	<b>\$ 1,140,543</b>	<b>\$ 2,072,710</b>	<b>\$ 1,132,500</b>
<b>EXPENDITURES</b>			
<u><b>Vehicles and Equipment Utilities</b></u>			
Equipment Vehicles	\$ -	\$ 39,881	\$ 50,000
Generator for C-Plant	-	25,000	-
Generator for B Plant	-	-	108,000
Metal Build to Enclose B Plant Well Pump Equipment and Vector Trailer	-	-	7,000
Vaccon Trailer	-	-	52,000
Craine for F-350	-	-	9,000
<b>Total Vehicles and Equipment Utilities</b>	<b>\$ -</b>	<b>\$ 64,881</b>	<b>\$ 226,000</b>
<u><b>Wells</b></u>			
A-4 Water Rehabilitation	\$ -	\$ 72,000	\$ -
A-8 Well Rehabilitation	-	85,000	-
D-1 Well Rehabilitation	-	-	42,000
Plant Improvements at A- Plant to Pump to B Plant	-	-	50,000
Well Improvements	403	-	-
Denver Well - Drilling	62,847	-	-
<b>Total Wells</b>	<b>\$ 63,250</b>	<b>\$ 157,000</b>	<b>\$ 92,000</b>
<u><b>Water Improvements</b></u>			
Booster Pump	\$ -	\$ 20,000	\$ -
Backwash Metering Project	-	-	25,000
Aluvial Water	1,795	1,000	-
I-25 Potable Crossing	47,689	-	-
Monitoring Wells	-	-	-
Reuse, Renewable Water Purchase/Integrated Water Resource Plan	8,509	5,000	500,000
Sanctuary Pointe	1,813,369	350,000	-
SCADA	-	125,000	-
Surface and Reuse Treatment Plant Engineering Study	-	-	-
Triview/Forest Lakes Interconnect	31,562	-	-
Water Interceptor Project	-	25,000	-
Water Purchases and Diligence Investigations	6,500,000	10,500	50,000
<b>Total Water Improvements</b>	<b>8,402,914</b>	<b>536,500</b>	<b>575,000</b>
<b>Total - Enterprise Capital</b>	<b>\$ 8,466,164</b>	<b>\$ 758,381</b>	<b>\$ 893,000</b>
<b>EXCESS OF REVENUE OVER (UNDER) EXPENDITURES</b>	<b>\$ (7,325,621)</b>	<b>\$ 1,314,329</b>	<b>\$ 239,500</b>
<b>OTHER FINANCING SOURCES -Revenue</b>			
Transfer from Enterprise Fund	\$ 7,325,621	\$ -	\$ -
<b>Total Other Financing Sources</b>	<b>\$ 7,325,621</b>	<b>\$ -</b>	<b>\$ -</b>
<b>OTHER FINANCING USES -Expenditures</b>			
Escrow Taps	\$ -	\$ 572,000	\$ 432,000
<b>Total Other Financing Uses</b>	<b>\$ -</b>	<b>\$ 572,000</b>	<b>\$ 432,000</b>
<b>EXCESS OF REVENUE AND OTHER FINANCING SOURCES OVER (UNDER) EXPENDITURES</b>	<b>\$ -</b>	<b>\$ 742,329</b>	<b>\$ (192,500)</b>
<b>BEGINNING FUND BALANCE</b>	<b>\$ -</b>	<b>\$ -</b>	<b>\$ 742,329</b>
<b>ENDING FUND BALANCE</b>	<b>\$ -</b>	<b>\$ 742,329</b>	<b>\$ 549,829</b>

### CERTIFICATION OF VALUATION BY COUNTY ASSESSOR

NAME OF JURISDICTION: TRIVIEW METROPOLITAN NEW ENTITY: ( ) YES (X) NO  
 IN EL PASO COUNTY, COLORADO ON November 22, 2017

<b>USE FOR STATUTORY PROPERTY TAX REVENUE LIMIT CALCULATION ("5.5%" LIMIT) ONLY</b>	
<b>In accordance with 39-5-121(2)(a) and 39-5-128(1), C.R.S., and no later than August 25, the Assessor certifies the total valuation for assessment for the taxable year 2017:</b>	
Previous year's net total taxable assessed valuation:	\$ <u>69,500,640</u>
Current year's gross total taxable assessed valuation: <sup>§</sup>	\$ <u>79,843,970</u>
Less TIF district increment, if any:	\$ <u>0</u>
Current year's net total taxable assessed valuation:	\$ <u>79,843,970</u>
New construction: <sup>λ</sup>	\$ <u>4,818,210</u>
Increased production of producing mine: <sup>Δ</sup>	\$ <u>0</u>
Annexations/Inclusions:	\$ <u>0</u>
Previously exempt federal property: <sup>Δ</sup>	\$ <u>0</u>
New primary oil or gas production from any producing oil and gas leasehold or land (29-1-301(1)(b), C.R.S.): <sup>ξ</sup>	\$ <u>0</u>
Taxes collected last year on omitted property as of August 1 (29-1-301(1)(a), C.R.S.):	\$ <u>691.18</u>
Taxes abated and refunded as of August 1 (29-1-301(1)(a) and 39-10-114(1)(a)(I)(B), C.R.S.):	\$ <u>936.58</u>
<small>§ This value reflects personal property exemptions if enacted by the jurisdiction as authorized by Art. X, Sec. 20(8)(b), Colo. Constitution.                      λ New construction is defined as: Taxable real property structures and the personal property connected with the structure.                      Δ Jurisdiction must submit a certification to the Division of Local Government in order for a value to be accrued (DLG 52 &amp; 52A)                      ξ Jurisdiction must submit an application to the Division of Local Government in order for a value to be accrued. (DLG 52B)</small>	

<b>USE FOR "TABOR LOCAL GROWTH" CALCULATION ONLY</b>	
<b>In accordance with the provision of Article X, Section 20, Colorado Constitution, and 39-5-121(2)(b), C.R.S., the Assessor certifies the total actual valuation for the taxable year 2017:</b>	
Current year's total actual value of all real property: <sup>φ</sup>	\$ <u>708,701,540</u>
<b>ADDITIONS TO TAXABLE REAL PROPERTY</b>	
Construction of taxable real property improvements: <sup>ψ</sup>	\$ <u>42,624,263</u>
Increased mining production: <sup>Ω</sup>	\$ <u>0</u>
Annexations/Inclusions:	\$ <u>0</u>
Previously exempt property:	\$ <u>0</u>
Oil or gas production from a new well:	\$ <u>0</u>
Taxable real property omitted from the previous year's tax warrant: (If land and/or a structure is picked up as omitted property for multiple years, only the most current year's actual value can be reported as omitted property.)	\$ <u>0</u>
<b>DELETIONS FROM TAXABLE REAL PROPERTY</b>	
Destruction of taxable real property improvements:	\$ <u>0</u>
Disconnection/Exclusion:	\$ <u>0</u>
Previously taxable property:	\$ <u>317,090</u>
<small>φ This includes the actual value of all taxable real property plus the actual value of religious, private schools and charitable real property.                      ψ Construction is defined as newly constructed taxable real property structures.                      Ω Includes production from a new mine and increase in production of an existing producing mine.</small>	

In accordance with 39-5-128(1), C.R.S. and no later than August 25, the Assessor certifies to the school districts:	
<b>1. TOTAL ACTUAL VALUE OF ALL TAXABLE PROPERTY</b>	\$ <u>N/A</u>

**NOTE: All levies must be certified to the County Commissioners no later than December 15, 2017.**