TRIVIEW METROPOLITAN DISTRICT BOARD OF DIRECTORS

Regular Board Meeting Agenda

Thursday, April 29, 2021

Triview Metropolitan District Office
And Via Zoom Video Conference
16055 Old Forest Point Suite 302
Monument, CO 80132
5:30 p.m. – 8:00 p.m.

A Conference Dial in will be established for
Public participants only. The Dial in number and
Access Code is as follows:

1-866-212-0875 Dial In Number
8214608# Access Code

5:30 p.m. – 8:00 p.m.

AGENDA

1. Call to Order

2. Declaration of a Quorum, Notice of Posting

3. Approval of Agenda

4. Approval of Consent Agenda

    a. Prior Meeting Minutes
        - March 18, 2021 Regular Board Meeting (enclosure)
    b. Billing Summary Rate Code Report (enclosure)
    c. Taps for March, 2021 (enclosure)
    d. Tax Transfer from Monument (enclosure)

5. Public Comment

6. Operations Report

    a. District Manager Monthly Report (enclosure)

        - A-Yard Building status of building construction.
        - NMCI Update.
        - Northern Delivery System
        - Status of Stonewall Springs South Reservoir Inlet and Spillway
        - Status of Pueblo Reservoir Excess Capacity Agreement
        - Meter Replacement Program

b. Public Works and Parks and Open Space Updates (Matt Rayno)

- Monthly activities and accomplishments (enclosure)
- Leather Chaps Overlay Project Start Date and Work Flow.

c. Utilities Department Updates (Shawn Sexton)

- Monthly activities and accomplishments (enclosure)

7. Board Discussion:

   a. Checks over $5,000 Process Improvements

8. Action Items:

   a. Review and Consider Resolution 2021-04, a Resolution of the Triview Metropolitan District, adopting a Personal Data Privacy Policy.

   b. Review and Consider Resolution 2021-05, a Resolution of the Triview Metropolitan District, adopting the District's Open Records policy

9. Review and Consider approval or ratification of the Triview Metropolitan District Financials and Payables.

   a. Checks of $5,000.00 or more (enclosure)

   b. March 2021 Financials (enclosure)

10. Update Board on Public Relation activities.

    - Website Design and Updates
    - Newsletter April and May

11. Executive Session §24-6-402(4) (a), (b), (e), Acquisitions, Legal Advice, and Negotiations, regarding the following general topics:

    - Negotiations associated with water delivery infrastructure;
    - Negotiations associated with water storage on the Arkansas River and its tributaries;
    - Negotiations with potential contractors and miners concerning the Stonewall Springs Reservoir Complex;
    - Negotiations regarding acquisition of renewable water resources

12. Adjournment

MINUTES OF A REGULAR MEETING OF THE BOARD OF DIRECTORS OF THE TRIVIEW METROPOLITAN DISTRICT AND THE BOARD OF DIRECTORS OF THE WATER ACTIVITY ENTERPRISE, USING ZOOM FOR THE VIDEO CONDERENCE HELD

March 18, 2021

A meeting of the Board of Directors of the Triview Metropolitan District was held on Thursday, March 18, 2021, beginning at 5:30 p.m. The meeting was conducted online using Zoom. This meeting was open to the public. The meeting was called to order at 5:30 p.m.

ATTENDANCE

In attendance were Directors:

Vice President	Marco Fiorito, Via Zoom
Director	Anthony Sexton, Via Phone
Director	James Barnhart, Via Phone
Director	James Otis, Via Zoom

Absent

President	Mark Melville, whose absence was excused.

Also in attendance were on roll call:

James McGrady, District Manager
Joyce Levad, District Administrator
Chris Cummins, District Water Attorney
George Rowley, District Legal Counsel
Shawn Sexton, Water Superintendent, Via Phone
Matt Rayno, Parks and Open Space Superintendent
Sam Padgett, Trustee with the Town of Palmer Lake
Nicole Currier, Trustee with the Town of Palmer Lake

ADMINISTRATIVE MATTERS

Agenda – Mr. McGrady distributed for the Board's approval the proposed agenda. A motion was made by Director Otis to approve the agenda. Upon a second by Director Barnhart, vote was taken, and the motion carried unanimously.

Consent Agenda –

a. Prior Meeting Minutes February 18, 2021 Regular Board Meeting
b. Billing Summary Rate Code Report
c. District Tap Fees received in February 2021
d. Tax Transfer from Monument

A motion was made by Director Otis to approve the consent agenda. The motion was duly seconded by Director Barnhart. A vote was taken, and the motion carried unanimously.

PUBLIC COMMENT

None.

PUBLIC HEARING TRIVIEW SUBDISTRICT A 2021 BUDGET

Director Fiorito opened the public hearing on the Triview Subdistrict A and Subdistrict B 2021 Budget.

PUBLIC COMMENT

None.

Director Fiorito closed the public hearing on the Triview Subdistrict A and Subdistrict B 2021 Budget.

OPERATIONS REPORT

District Manager Report (enclosure)

- Mr. McGrady stated Triview is about ready to submit the first 2 Chapters of the EA on the Pueblo 40-year Excess Storage Capacity Agreement to the Bureau of Reclamation for their review. There are 4 Chapters total, and this should be in place by July 15, 2021.
- Update on the Upper Portion of the Northern Supply Pipeline. Triview has received permission from El Paso County Parks for the location of the tank. JDS Hydro will be working on the design of the Tank, including the visual drawings. A project website is being developed and will soon be available on the Triview Website for the public. Also, work continues the bore across I-25 near Higby Road. Soil test borings will be done on I-25 the week of March 29th weather permitting. This pipeline is big enough to service the entities that join in this project.
- The pump house and restroom facility has been completed. Triview will have to maintain this in the future.
- Construction on the inflow channel to the South Reservoir should be complete by April 26th. The Reservoir should be ready to store water by May 1, 2021.

Public Works and Parks and Open Space Updates (Matt Rayno)

- Public Works worked very hard to plow and clean up the streets and sidewalks after the big snowstorm. There job is difficult with all the cares parked on the street.
- Mulching and pruning for the District is being done.
- The concrete culverts in the open space were removed with the help of the Town of Monument.
- The A Yard building is being installed currently.
- April work will be on the fertilizing and spot mowing areas in the District.

Utilities Department Updates (Shawn Sexton)

Superintendent Sexton went over his monthly report. Highlights included the following:

- Water use is down.
- Wells A1 and D1 are scheduled for cleaning and TV inspection.
- Wells D1 and D7 VFD are being replaced.
- Wells A9and D9 are currently online and available as needed.
- A Plant is offline due to maintenance on the chemical feed systems.

BOARD DISCUSSIONS:

None.

ACTION ITEMS

a) Review and consider award of the 2021 Triview Metropolitan District's Pavement Maintenance Project to Martin Marietta Materials, Inc. in the amount of $357,291.25 and authorize the district Manager to sign all contract documents.

A motion was made by Director Barnhart to approve the 2021 Triview Pavement Maintenance to Martin Marietta Materials, Inc. The motion was duly seconded by Director Otis. The motion was carried unanimously.

b) Review and Consider Approval of Resolution 2021-02 approving Triview Subdistrict A's Budget Resolution, appropriating funds, setting the District's 2021 Mill Levy, and Approving Subdistrict A's 2021 Budget.

A motion was made by Director Otis to Approve Triview's Subdistrict A's Budget Resolution 2021-02. The motion was duly seconded by Director Barnhart. The motion was carried unanimously.

c) Review and Consider Approval of Resolution 2021-03 approving Triview Subdistrict B's Budget Resolution, appropriating funds, setting the District's 2021 Mill Levy, and Approving Subdistrict B's 2021 Budget.

A motion was made by Director Otis to Approve Triview's Subdistrict B's Budget Resolution 2021-03. The motion was duly seconded by Director Barnhart. The motion was carried unanimously.

FINANCIALS AND PAYABLES

Approve and Ratify Checks over $5,000 – The Board reviewed the payment of claims over $5,000. A motion to approve the checks greater than $5,000 was made by Director Barnhart. The motion was duly seconded by Director Otis. The motion carried unanimously.

Monthly Cash Position and Unaudited Financial Statements – The Board reviewed the February 2021 unaudited Financial Statements as presented. A motion to approve the District's February 2021 Financial Statements was made by Director Barnhart. The motion was duly seconded by Director Otis. The motion carried unanimously.

PUBLIC RELATIONS:

The new website is scheduled to be up on March 22, 2021.
A note about the new website will be included in the next newsletter.

EXECUTIVE SESSION

A motion was made by Director Otis for the Board to enter Executive Session pursuant to C.R.S. Section 24-6-402(4) (b), (e), Legal Advice and Negotiations. Upon a second by Director Barnhart, a vote was taken. The motion carried unanimously. Executive session was entered into at 7:05 p.m.

ADJOURN

There being no further business to come before the Board, a motion to adjourn the meeting was made by Director Otis. The motion was duly seconded by Director Sexton. The motion carried unanimously. The meeting was adjourned at 8:14 p.m.

Respectfully Submitted

_____

James C. McGrady
Secretary for the Meeting

Triview Metropolitan District 3/1 to 3/31/2021
Summary Financial Information - Board Packet

Sales	Amount	Transactions
Rate Code 01 Triview Metro - Res Sewer Base Rate	$87,924.02	1986
Rate Code 01Triview Metro - Res Sewer Use Rate	$35,952.09	1914
Rate Code 01 Triview Metro - Res Water Base Rate	$50,440.00	1958
Rate Code 01 Triview Metro - Res Water Use Rate Tier1	$34,713.00	1847
Rate Code 01 Triview Metro - Res Water Use Rate Tier2	$3,596.25	172
Rate Code 01 Triview Metro - Res Water Use Rate Tier3		
Rate Code 01 Triview Metro - Res Water Use Rate Tier4		
Rate Code 01 Triview Metro - Res Water Use Rate Tier5		
Rate Code 02 Triview Metro - Com Sewer Base Rate 1"	$1,196.00	23
Rate Code 02 Triview Metro - Com Water Base Rate 1"	$1,196.00	23
Rate Code 04 Triview Metro - Com Sewer Base Rate 1.5"	$2,808.00	27
Rate Code 04 Triview Metro - Com Water Base Rate 1.5"	$2,912.00	28
Rate Code 07 Triview Metro - Com Sewer Base Rate 2"	$2,288.00	11
Rate Code 07 Triview Metro - Com Water Base Rate 2"	$2,288.00	11
Rate Code 09 Triview Metro - Com Sewer Base Rate 3"	$1,248.00	3
Rate Code 09 Triview Metro - Com Water Base Rate 3"	$1,248.00	3
Usage Fee Triview Metro - Com Sewer Use Rate	$9,527.78	61
Usage Fee Triview Metro - Com Water Use Rate	$13,262.50	61
Rate Code 03 Triview Metro - Com Irr Water Base 1"	$1,092.00	21
Rate Code 11 Triview Metro - Com Irr Water Base 1.5"	$1,456.00	14
Rate Code 10 Triview Metro - Com Irr Water Base 2"	$3,120.00	15
Usage Fee Triview Metro - Com Irr Water Use		
Triview Metro - Quik Way Sewer	$73.40	1
Triview Metro - Metering & Billing Fee	$8,028.00	2007
Title Prep Fee Triview Metro - Title Request Fee	$2,250.00	45
Triview Metro - 5% Late Fee	$1,695.56	250
Special Impact Triview Metro - Special Impact Fee	$2,670.00	267
Triview Metro - Disconnect Fee		
Triview Metro - NSF Fee		
Total Accounts	**$270,984.60**	10748

Rate Code Breakout of Billed Accounts	# Units
Rate Code 01 - Residential 5/8"	1891
Rate Code 02 - Commercial Account 1"	24
Rate Code 03 - Irrigation Account 1"	20
Rate Code 04 - Commercial Account 1 1/2"	32
Rate Code 06 - Transition Account (Quik Way)	1
Rate Code 07 - Commercial Account 2"	11
Rate Code 08 - Triview No Charge	2
Rate Code 09 - Commercial Account 3"	3
Rate Code 10 - Irrigation Account 2"	16
Rate Code 11 - Irrigation Account 1 1/2"	11
Rate Code 12 - Permitted	0
Total Accounts	**2011**

Aging Report	Amount
Amount Past Due 1-30 Days	$ 35,069.95
Amount Past Due 31-60 Days	$ (1,251.13)
Amount Past Due 61-90 Days	$ (5,263.17)
Amount Past Due 91-120 Days	$ (721.47)
Amount Past Due 120+ Days	$ (1,838.89)
Total AR	**$25,995.29**

Receipts	Amount	Items
Payment - ACH	$139.70	1
Payment - ACH Key Bank	$148,403.23	1120
Payment - Check Key Bank	$131,132.98	831
Payment - On Site	$24,573.48	197
Refund CREDIT	($2,277.72)	16
REVERSE Payment	($384.37)	3
Transfer CREDIT In		
Transfer CREDIT Out		
REVERSE Payment - NSF		
Total Receipts	$301,587.30	2168
Checks versus Online Payments	**47.84% Checks**	**52.16% ACH's**

Water	Gallons	Accounts
Gallons sold 2-1 to 2-28-2021 =	**9,119,000**	**2008**
Gallons sold 3-1 to 3-31-2021 =	**10,990,000**	**2024**

Usage Breakout in Gallons for Residential	# of Accounts	Combined Use	% of Usage
Over 50,000	0	0	0.00%
40,001 - 50,000	0	0	0.00%
30,001 - 40,000	0	0	0.00%
20,001 - 30,000	0	0	0.00%
10,001 - 20,000	22	263,000	2.88%
8,001 - 10,000	40	376,000	4.12%
6,001 - 8,000	110	804,000	8.82%
4,001 - 6,000	402	2,165,000	23.74%
2,001 - 4,000	739	2,533,000	27.78%
1 - 2,000	510	856,000	9.39%
Zero Usage	68	0	0.00%
Total Meters	1891	6,997,000	76.73%

Usage Breakout in Gallons for Commercial	# of Accounts	Combined Use	% of Usage
Over 50,000	16	1,394,000	15.29%
40,001 - 50,000	5	231,000	2.53%
30,001 - 40,000	9	309,000	3.39%
20,001 - 30,000	3	82,000	0.90%
10,001 - 20,000	3	37,000	0.41%
8,001 - 10,000	1	9,000	0.10%
6,001 - 8,000	2	15,000	0.16%
4,001 - 6,000	3	16,000	0.18%
2,001 - 4,000	3	10,000	0.11%
1 - 2,000	16	19,000	0.21%
Zero Usage	9	0	0.00%
Total Meters	70	2,122,000	23.27%

Usage Breakout in Gallons for Irrigation	# of Accounts	Combined Use	% of Usage
Over 50,000	0	0	#DIV/0!
40,001 - 50,000	0	0	#DIV/0!
30,001 - 40,000	0	0	#DIV/0!
20,001 - 30,000	0	0	#DIV/0!
10,001 - 20,000	0	0	#DIV/0!
8,001 - 10,000	0	0	#DIV/0!
6,001 - 8,000	0	0	#DIV/0!
4,001 - 6,000	0	0	#DIV/0!
2,001 - 4,000	0	0	#DIV/0!
1 - 2,000	0	0	#DIV/0!
Zero Usage	47	0	#DIV/0!

SANCTUARY POINTE

NO.	ADDRESS	PAYEE	DATE	TOTAL FEES PAID TO TMD
16463	Golden Sun Way	Classic Homes	03/02/21	$41,249.99
16455	Golden Sun Way	Classic Homes	03/02/21	$41,387.21
731	Panoramic Dr.	Classic Homes	03/02/21	$41,204.40
783	Panoramic Dr.	Vantage Homes	03/03/21	$40,246.50
16348	Morning Rise Lane	Vantage Homes	03/03/21	$40,833.26
16328	Golden Sun Way	Classic Homes	03/05/21	$40,642.22
908	Graywoods Terr.	Vantage Homes	03/11/21	$40,507.65
16356	Mountain Glory Drive	Classic Homes	03/08/21	$40,806.44
16461	Mountain Glory Drive	Classic Homes	03/05/21	$40,363.05
913	Panoramic Dr.	Vantage Homes	03/11/21	$41,449.15
16425	Florawood Place	Classic Homes	03/18/21	$40,278.55
16352	Golden Sun Way	Vantage Homes	03/29/21	$40,757.06
16373	Mountain Glory Drive	Classic Homes	03/24/21	$40,394.36
16222	Morning Rise Lane	Classic Homes	03/22/21	$41,240.71
16335	Golden Sun Way	Classic Homes	03/31/21	$40,765.14
			Total:	**$612,125.69**

JACKSON CREEK NORTH (CREEKSIDE)

NO.	ADDRESS	PAYEE	DATE	TOTAL FEES PAID TO TMD
16714	Roaming Elk Dr.	Classic Homes	03/12/21	$38,911.43
16834	Roaming Elk Dr.	Classic Homes	03/05/21	$38,904.33
16846	Roaming Elk Dr.	Classic Homes	03/22/21	$39,789.93
			Total:	**$117,605.69**

MONUMENT
COLORADO
Proud of our Past...Confident of our Future!

April 14, 2021

Triview Metropolitan District
P. O. Box 849
Monument, CO 80132

Per the current Intergovernmental Agreement (IGA) between the Town of Monument and Triview Metropolitan District, the Town will transfer $170,395.22 to the Triview ColoTrust District Fund account on or before April 30, 2021. The ACH detail is as follows and documentation is enclosed.

Sales Tax for February 2021	$ 149,062.52
Regional Building Use Tax for March 2021	$ 344.23
Motor Vehicle Tax for February 2021	$ 20,988.47

If you have questions or need additional information, please do not hesitate to contact me.

Sincerely,

Rosa R. Ooms

Rosa R. Ooms, CPA
Treasurer/Finance Director

645 Beacon Lite Rd., Monument CO 80132 Phone: 719-481-2954 Fax: 719-884-8011 www.townofmonument.org

Triview Metropolitan Public Works
April 2021 Report

List of April Projects:

- Weekly/Daily: Daily trash pick-up around the District and bi-weekly cleaning of trash cans and doggie pot stations

- Pre/Post Emergent ornamental beds application completed week of 04/26/21

- District Irrigation systems started up and repairs made.

- Baptist detention pond project to start (4/26/21)

- Aerations completed and overseeding parks and Leather Chaps

- Pot hole repairs.

- Controlled burn Excelsior ditch at stonewall (4-26-21)

- Snow (attached information)

- Turf fertilizer completed 4/23/21 round 1

- Fleet maintenance (Post snow work on multiple trucks and other equipment)

- Mower PM completed 4/21/21. Oil change new blades & ready to mow.

- Creekside Irrigation tap installed by district water utilities up sized to 2"

- Groom District Trails.

- Completed all cut backs and pine needle & pine cone pick up.

Focus for May:

- Leather Chaps mill and over lay to begin on May 3rd
- Jackson creek landscape remaining trees to be installed beginning of May
- Bids for Redi-Rock walls on the Baptist & Leather Chaps Landscape enhancement project.
- District to take over maintenance and irrigation on new landscape in sanctuary
- A yard building construction
- Irrigation project Lyons Tail.
- Landscape repairs for new meter pit installed Creekside.
- Award concrete repairs for 2020 (bids due 4/28/21)
- On 7-day mow schedule
- Bi-weekly mower blade changing schedule
- Turf post emergent application (week of 05/18/21)
- Turf edging curb and sidewalks
- Repairs to fence/fence post at Train Park

SNOW REPORT

your window to the weather
SKYVIEW WEATHER®

Report Created: April 5, 2021

Start Date: March 1, 2021
End Date: March 31, 2021

Region: Colorado Springs/Pueblo

March Summary:

March of 2021 came in with slightly above average temperatures with well above average precipitation and snowfall over southeast Colorado. The airport in Colorado Springs reported the average daily high temperatures for March of 52.0 degrees and an average low of 27.7 degrees. Combining the average highs and lows resulted in a monthly mean temperature of 39.8 degrees which is 0.7 degrees above the normal March average monthly temperature of 40.5 degrees. The highest temperature recorded at the Colorado Springs airport during the month of March was 74 degrees on March 29th with the lowest temperature of 18 degrees set on March 1st. Precipitation recorded at the Colorado Springs airport for March totaled 1.40" which is 0.40" above the normal value of 1.00" for March. Total snowfall for March at the Colorado Springs airport was 14.6" which was 6.5" above the monthly average of 8.1" for March. The most impactful snowfall event occurred between March 13-15th where 6.4" of snow was recorded at the Colorado Springs airport. Although relatively low amounts for the airport at Colorado Springs, this storm impacted northern EL Paso County significantly resulting in a blizzard which dropped 12-24" of snowfall from the Air Force Academy and northward into Monument and the Black Forrest. Additional good snowfall occurred March 21-22nd where 6-12" of snowfall occurred in the Colorado Springs metro area. Other snowfall events occurred on the 4th, 11-12th, 16-17th, 23-24th , 26th & 30th for a total of 9 snowfall event for the month of March. Total snowfall for the Colorado Springs area during the month of March were between 13-27", with northern El Paso County receiving an astonishing 40-45" with just over 50" in Woodland Park! Further south into Pueblo temperatures were above average with precipitation below average for the month of March. The average daily high temperatures in Pueblo were 58.9 degrees with average lows of 27.2 degrees. Combining the average highs and lows resulted in a monthly mean temperature of 43 degrees which was 0.7 degrees warmer than the average monthly mean of 42.3 degrees. The airport, in Pueblo, reported 0.73" of precipitation for the month of March which was 0.20" less than the average of 0.93". Total snowfall for the airport was 3.8" which was 1.9" below the average of 5.7" for March. Pueblo received the most amount of snow in March on the 14th where the airport reported 3.4" during that event, additional minimal snowfall event occurred on the 13th, 16-17th, 21-22nd, 23-24th and the 30th. March was generally a mild month with above average temperatures and below average precipitation, in fact, if it weren't for the moderate winter storm on the 13-14th, and 21-22nd most areas would have come well below average for precipitation for the month!.

Copyright © 2021. All Rights Reserved. SnowREPORT, a service of SkyviewWeather®
Forecasts@SkyviewWeather.com
303-688-9175

SNOW REPORT

your window to the weather
SKYVIEW WEATHER®

Report Created: April 5, 2021

Start Date: March 1, 2021
End Date: March 31, 2021

Region: Colorado Springs/Pueblo

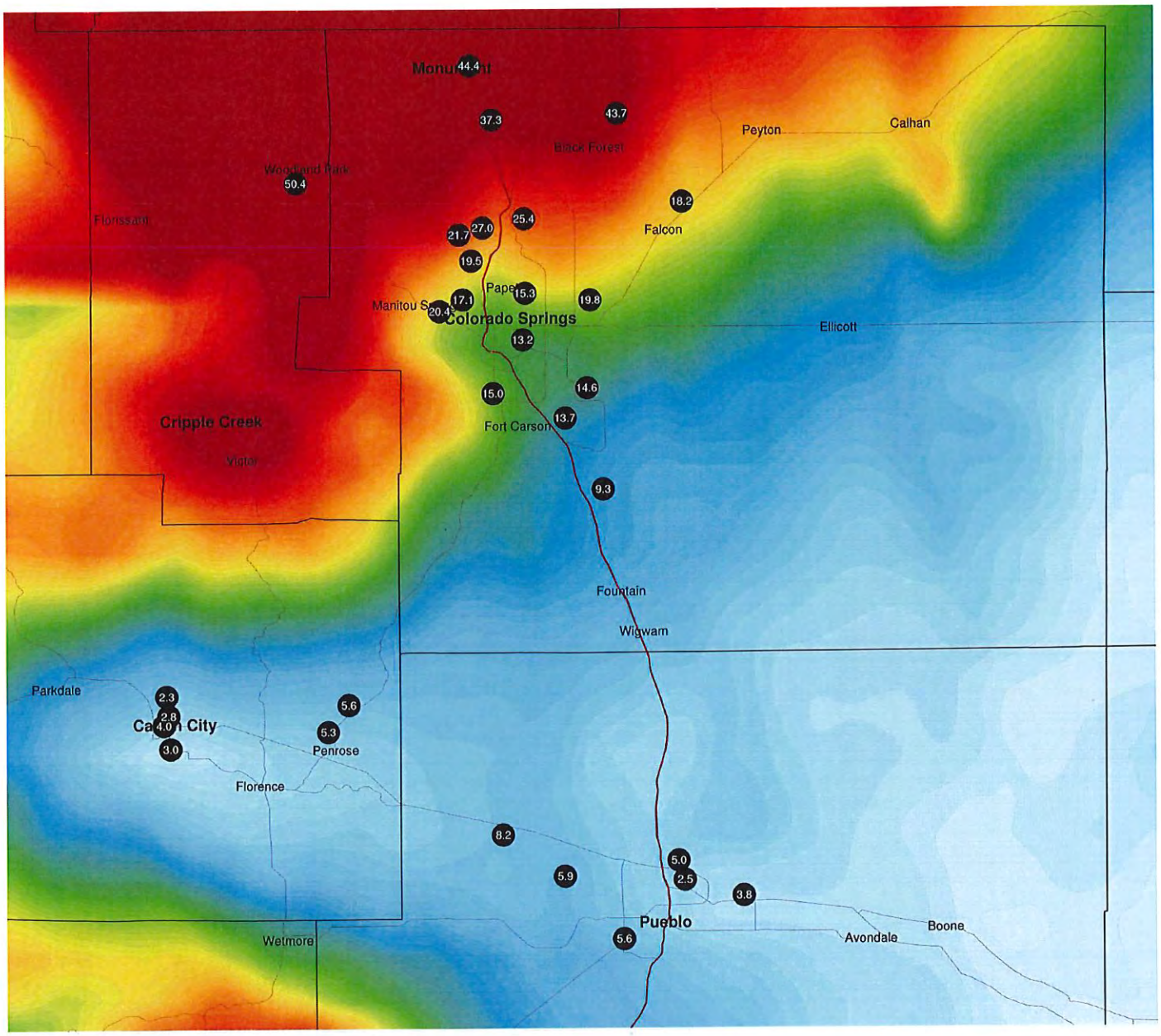

1 2 3 4 5 6 7 8 9 10 11 12 13 14 15 16 17 18 19 20 21 22 23 24 25 26 27 28 29 30 31 32 33 34 35 36

Copyright © 2021. All Rights Reserved. SnowREPORT, a service of SkyviewWeather®
Forecasts@SkyviewWeather.com
303-688-9175

SNOW REPORT

your window to the weather
SKYVIEW WEATHER®

Report Created: April 5, 2021

Start Date: March 1, 2021
End Date: March 31, 2021

Region: Colorado Springs/Pueblo

Snowfall by Location

Location	Zip Code	Snowfall	Location	Zip Code	Snowfall	Location	Zip Code	Snowfall
Black Forest WSW	80908	43.7	Colo Springs S FD HQ	80910	13.2	Penrose NW	81240	5.6
Canon City	81212	3.0	Colo Springs 7.2 SSW or 3.0S	80906	15.0	Penrose ESE	81240	5.3
Canon City N	81212	2.3	Colo Springs 6 NW	80919	19.5	Pueblo NWS	81001	3.8
Canon City NW	81212	2.8	Colo Springs 3.1 NW	80904	17.1	Pueblo 2E	81001	2.5
Canon City SE	81212	4.0	Colo Springs 3 NE	80909	15.3	Pueblo WSW	81007	5.9
Cimarron Hills	80915	19.8	Falcon 2.3 NNE	80831	18.2	Pueblo W	81007	8.2
Colorado Springs Airport	80916	14.6	Fountain E	80817	9.3	Pueblo SW	81005	5.6
Colo Sprgs 7 NW	80919	21.7	Gleneagle	80921	37.3	Pueblo N	81001	5.0
Colo Sprgs NNW/Falcon Estates	80919	27.0	Manitou Springs East	80829	20.4	Widefield/Security	80911	13.7
Colo Sprgs 7 NNE	80920	25.4	Monument Hill - 2.9 N	80132	44.4	Woodland Park	80863	50.4

Disclaimer Statement

This Skyview Weather SnowREPORT is certified to be accurate and representative of snowfall totals. Individual data reports (black dots) represent both physical measurements and derived-snowfall totals for specific georeferenced locations. The source of this data may include Cooperative Observers, National Weather Service (NWS) reports, and other private and public entities. Reports are quality controlled by Skyview Weather meteorologists through a comparison of physical and derived measurements vs. storm reanalysis data. Filled contour data is made available by the NWS NOHRSC system, providing high-resolution snowfall reanalysis through remote sensing, local storm reports, and area climatology. NOHRSC data is interpolated and experimental, and may not align with physical measurements. Skyview Weather reserves the right to update these reports as needed as new data becomes available. Use of this SnowREPORT for legal purposes is prohibited without expressed written consent. If approved, additional fees may apply.

Copyright © 2021. All Rights Reserved. SnowREPORT, a service of SkyviewWeather®
Forecasts@SkyviewWeather.com
303-688-9175

SNOW REPORT

your window to the weather
SKYVIEW WEATHER®

Report Created: April 18, 2021

Start Date: April 15, 2021
End Date: April 17, 2021

Region: Colorado Springs/Pueblo

Meteorological Discussion:

The low pressure system spinning to the west for multiple days would finally begin to move through SE CO starting later Thursday, April 15th with accumulating snow from Monument to Pueblo. Low clouds and areas of fog early as well as some mist persisted through the day Thursday with temperatures only in the 30s and 40s for highs pending elevation. Snow began to increase over El Paso County between 3-5pm with some rain briefly on the south end of Colorado Springs before turning to all snow. The snow showers began convective in nature with some thunderstorm activity producing isolated areas of "thundersnow" or snow pellets/graupel over the Pikes Peak region and E towards Calhan. A more consistent moderate to heavy snow had filled in over Colorado Springs by 6pm Thursday prompting the NWS to issue a Winter Weather advisory with no lead time. Moderate to briefly heavy snow at times continued through the evening over El Paso County with the heaviest through roughly midnight while the rain changed over to snow in Pueblo by around midnight. Roadways started to slush up after 6pm over El Paso County as the snow fell at heavier rates than the ground could melt it. Once the base layer of slush was set additional snow was able to maintain on roads into the evening and overnight with some areas of ice developing late as temperatures dropped into the mid and upper 20s into Friday morning along the I-25 corridor. Snow totals overnight into Friday morning over El Paso County ranged 3-5" most areas with isolated higher and lower amounts. Generally good melt was observed in Pueblo on roadways as precipitation remained rain longer and the snow fell lighter but further west into Penrose and Canon City where snow fell at heavier rates and snow totals were much higher in the 3-5" range by daybreak Friday there were minor/short lived slushy accumulations pavement at times into Friday morning. Additional snow showers, lighter after midnight over El Paso County and heavier after midnight towards Penrose and Canon City would generally come to an end by daybreak with flurry activity persisting past daybreak. Additional snow showers would develop Friday evening with widely scattered light snow shower activity overnight into Saturday morning producing another round of snow but accumulations would be minor and limited to grass for the most part. Additional snow accumulation from Friday afternoon into Saturday morning ranged from a trace to 0.3" over Colorado Springs and 0.3-1.1" from Palmer Lake into Black Forest, mainly on grass but there were some very minor accumulations over the Palmer Lake to Monument zone. Additional snowfall overnight Friday the 16th into Saturday the 17th ranged from a trace to 0.3" in Pueblo with 1-3" further west into Penrose and Canon City on grass and no meaningful accumulations pavement. Additional snow flurries continued at times through the morning giving way to generally dry conditions in the afternoon Saturday with any additional snow accumulations after daybreak Saturday only a trace over Colorado with 0.1" reported in Monument as well as an additional trace in Pueblo and trace to 0.5" in Penrose. Snow totals in the table may be lower than peak due to melting/compaction and timing of spotter reports as well as pockets of heavier snow due to the convective nature of the snow showers early on.

Copyright © 2021 All Rights Reserved. SnowREPORT, a service of SkyviewWeather®
Forecasts@SkyviewWeather.com
303-688-9175

SNOW REPORT

your window to the weather
SKYVIEW WEATHER®

Report Created: April 18, 2021

Start Date: April 15, 2021
End Date: April 17, 2021

Region: Colorado Springs/Pueblo

A late issue NWS Winter Weather Advisory was posted at 6:30pm in effect for El Paso County from until 9am Friday, April 16th.

The official high temperature on Thursday, April 15th in Colorado Springs was 40 set at 2:51pm with a low of 30 set at 11:59pm. The airport reported 0.50" of moisture and 3.7" of snow for the date. The low into Friday morning, April 16th was 27 set at 5:34am with a high of 37 set at 3:38pm. An additional trace of moisture and a trace of snow was reported for the date. The low into Saturday morning the 17th was 29 set at 6:05am with a high of 38 set at 3:07pm. An additional trace of moisture and a trace of snow was reported for the date.

The official high temperature on Thursday, April 15th in Pueblo was 62 set at 1:36pm with a low of 35 set at 11:59pm. The airport reported 0.05" of moisture and a trace of snow for the date. The low into Friday morning, April 16th was 32 set at 4:30am with a high of 44 set at 3:54pm. An additional 0.07" of moisture and 0.8" of snow was reported for the date. The low on Saturday the 17th was set in the evening at 11:58pm with a reading of 28 degrees with a high of 45 set at 3:42pm. An additional trace of moisture and a trace of snow was reported for the date.

Copyright © 2021 All Rights Reserved. SnowREPORT, a service of SkyviewWeather®
Forecasts@SkyviewWeather.com
303-688-9175

SNOW REPORT

your window to the weather
SKYVIEW WEATHER®

Report Created: April 18, 2021

Start Date: April 15, 2021
End Date: April 17, 2021

Region: Colorado Springs/Pueblo

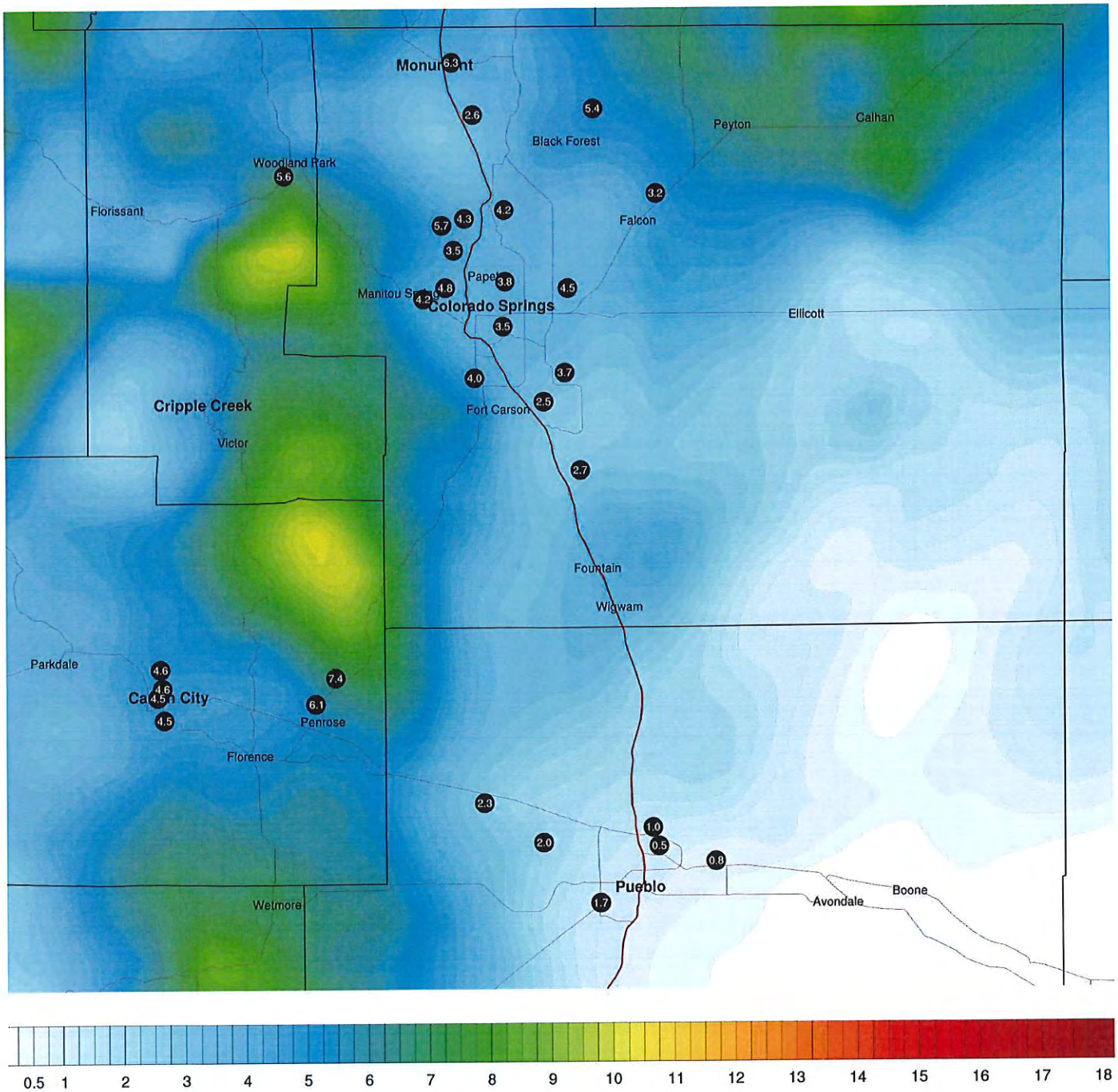

Copyright © 2021 All Rights Reserved. SnowREPORT, a service of SkyviewWeather®
Forecasts@SkyviewWeather.com
303-688-9175

SNOW REPORT

your window to the weather
SKYVIEW WEATHER®

Report Created: April 18, 2021

Start Date: April 15, 2021
End Date: April 17, 2021

Region: Colorado Springs/Pueblo

Snowfall by Location

Location	Zip Code	Snowfall	Location	Zip Code	Snowfall	Location	Zip Code	Snowfall
Black Forest WSW	80908	5.4	Colo Springs S FD HQ	80910	3.5	Penrose NW	81240	7.4
Canon City	81212	4.5	Colo Springs 7.2 SSW or 3.0S	80906	4.0	Penrose ESE	81240	6.1
Canon City N	81212	4.6	Colo Springs 6 NW	80919	3.5	Pueblo NWS	81001	0.8
Canon City NW	81212	4.6	Colo Springs 3.1 NW	80904	4.8	Pueblo 2E	81001	0.5
Canon City SE	81212	4.5	Colo Springs 3 NE	80909	3.8	Pueblo WSW	81007	2.0
Cimarron Hills	80915	4.5	Falcon 2.3 NNE	80831	3.2	Pueblo W	81007	2.3
Colorado Springs Airport	80916	3.7	Fountain E	80817	2.7	Pueblo SW	81005	1.7
Colo Sprgs 7 NW	80919	5.7	Gleneagle	80921	2.6	Pueblo N	81001	1.0
Colo Sprgs NNW/Falcon Estates	80919	4.3	Manitou Springs East	80829	4.2	Widefield/Security	80911	2.5
Colo Sprgs 7 NNE	80920	4.2	Monument Hill - 2.9 N	80132	6.3	Woodland Park	80863	5.6

Disclaimer Statement

This Skyview Weather SnowREPORT is certified to be accurate and representative of snowfall totals. Individual data reports (black dots) represent both physical measurements and derived-snowfall totals for specific georeferenced locations. The source of this data may include Cooperative Observers, National Weather Service (NWS) reports, and other private and public entities. Reports are quality controlled by Skyview Weather meteorologists through a comparison of physical and derived measurements vs. storm reanalysis data. Filled contour data is made available by the NWS NOHRSC system, providing high-resolution snowfall reanalysis through remote sensing, local storm reports, and area climatology. NOHRSC data is interpolated and experimental and may not align with physical measurements. Skyview Weather reserves the right to update these reports as needed as new data becomes available. Use of this SnowREPORT for legal purposes is prohibited without expressed written consent. If approved, additional fees may apply.

Copyright © 2021 All Rights Reserved. SnowREPORT, a service of SkyviewWeather®
Forecasts@SkyviewWeather.com
303-688-9175

SNOW REPORT

your window to the weather
SKYVIEW WEATHER®

Report Created: April 17, 2021

Start Date: April 12, 2021
End Date: April 13, 2021

Region: Colorado Springs/Pueblo

Meteorological Discussion:

As a slow moving low pressure system over the Great Basin churned, a disturbance rotating around the main low pressure system would result in a round of accumulating snow showers for the El Paso County area evening/overnight Tuesday, April 13th into the early Wednesday morning the 14th. Due to relatively warm daytime temperatures in the 40s there was a mix of rain and snow over El Paso County that developed in the late afternoon. As the showers became more widespread in the evening any rain changed over to snow between 7-9pm in Colorado Springs with generally all snow above 7k. Most of the snow shower activity had diminished by 2am with some lingering lighter snow showers/flurries until 4am and dry conditions ahead of daybreak. Most of the precipitation would not make it south of Colorado Springs no snow at all reported in Fountain. Snow ended from the south to the north lingering longest along the crest of the Palmer Divide and west towards Woodland Park. Total snowfall over northern El Paso County, around Monument Hill, the Air Force Academy and the Black Forrest were between 1-2" as well as a small pocket of NW Colorado Springs. Most of northern to central Colorado Springs reported between a TR-1" with no measurable rain or snow south of Colorado Springs reported. Snow totals in the table may be lower than peak due to compaction/melting and timing of spotter measurements Wednesday morning. Some areas may have experienced a brief trace of snow that was not observed by spotters due to melt. No meaningful pavement accumulations were observed with possibly some minor short lived slush above 7,000ft in elevation.

Overnight Wednesday the 14th into Thursday morning the 15th there was some additional snow flurry activity over El Paso County with Black Forest reporting a trace of new snow otherwise no snow was reported during this time frame. Additional snow that developed later on the 15th will be covered in the following snow report.

There were not any NWS Winter winter weather highlights for this event.

The official high temperature on Tuesday, April 13th, 2021 for the airport in Colorado Springs was 48 set at 4:34pm with a low of 33 set at 8:56am. The Colorado Springs airport reported a trace of moisture with a trace of snowfall on the 13th. The low into Wednesday morning the 14th was 28 set at 3:28 am with a high of 53 set at 3:02pm. No rain or snow was reported on the 14th.

Copyright © 2021 All Rights Reserved. SnowREPORT, a service of SkyviewWeather®
Forecasts@SkyviewWeather.com
303-688-9175

SNOW REPORT

your window to the weather
SKYVIEW WEATHER®

Report Created: April 17, 2021

Start Date: April 12, 2021
End Date: April 13, 2021

Region: Colorado Springs/Pueblo

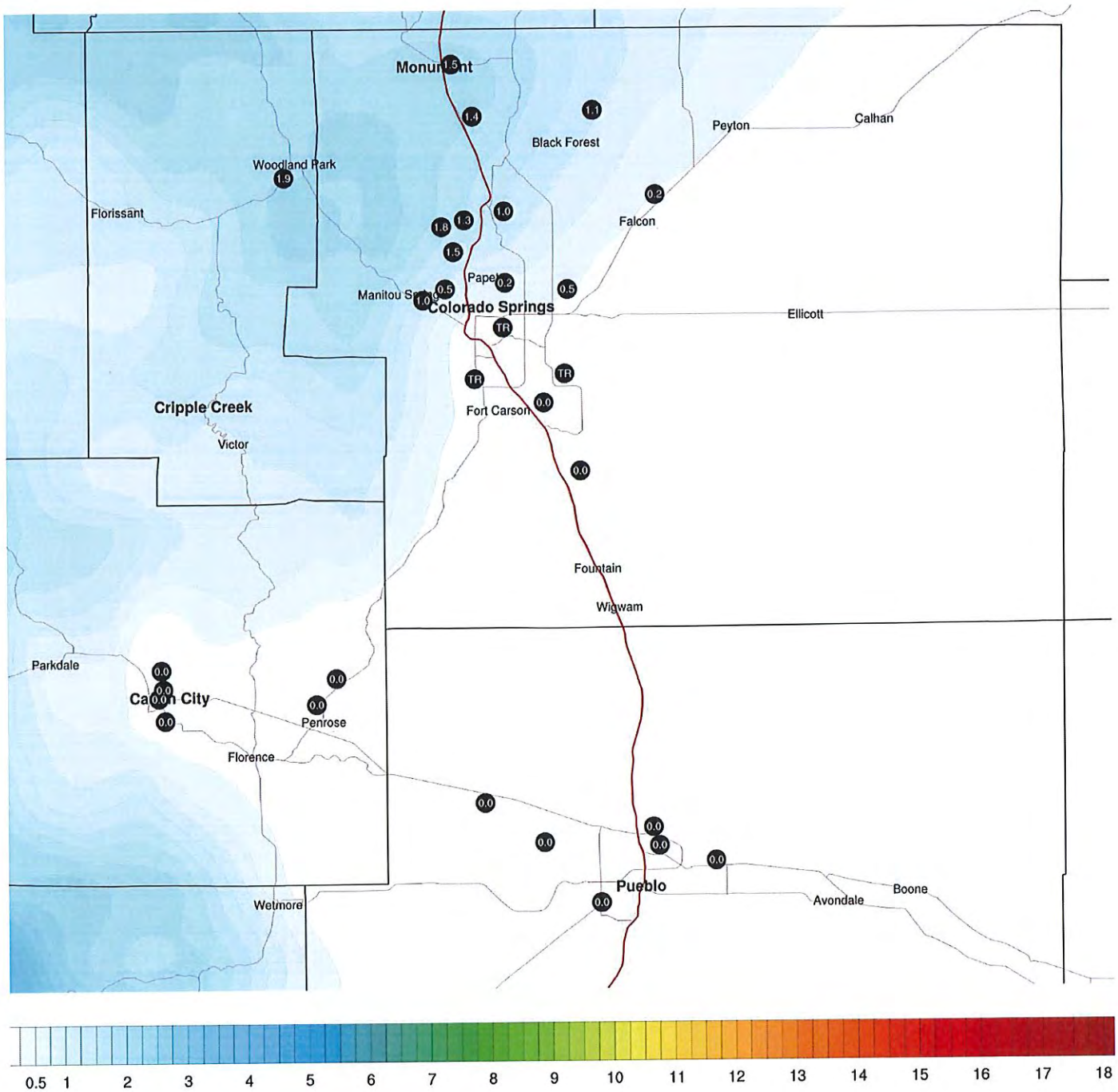

Copyright © 2021 All Rights Reserved. SnowREPORT, a service of SkyviewWeather®
Forecasts@SkyviewWeather.com
303-688-9175

SNOW REPORT

your window to the weather
SKYVIEW WEATHER®

Report Created: April 17, 2021

Start Date: April 12, 2021
End Date: April 13, 2021

Region: Colorado Springs/Pueblo

Snowfall by Location

Location	Zip Code	Snowfall	Location	Zip Code	Snowfall	Location	Zip Code	Snowfall
Black Forest WSW	80908	1.1	Colo Springs S FD HQ	80910	TR	Penrose NW	81240	0.0
Canon City	81212	0.0	Colo Springs 7.2 SSW or 3.0S	80906	TR	Penrose ESE	81240	0.0
Canon City N	81212	0.0	Colo Springs 6 NW	80919	1.5	Pueblo NWS	81001	0.0
Canon City NW	81212	0.0	Colo Springs 3.1 NW	80904	0.5	Pueblo 2E	81001	0.0
Canon City SE	81212	0.0	Colo Springs 3 NE	80909	0.2	Pueblo WSW	81007	0.0
Cimarron Hills	80915	0.5	Falcon 2.3 NNE	80831	0.2	Pueblo W	81007	0.0
Colorado Springs Airport	80916	TR	Fountain E	80817	0.0	Pueblo SW	81005	0.0
Colo Sprgs 7 NW	80919	1.8	Gleneagle	80921	1.4	Pueblo N	81001	0.0
Colo Sprgs NNW/Falcon Estates	80919	1.3	Manitou Springs East	80829	1.0	Widefield/Security	80911	0.0
Colo Sprgs 7 NNE	80920	1.0	Monument Hill - 2.9 N	80132	1.5	Woodland Park	80863	1.9

Disclaimer Statement

This Skyview Weather SnowREPORT is certified to be accurate and representative of snowfall totals. Individual data reports (black dots) represent both physical measurements and derived-snowfall totals for specific georeferenced locations. The source of this data may include Cooperative Observers, National Weather Service (NWS) reports, and other private and public entities. Reports are quality controlled by Skyview Weather meteorologists through a comparison of physical and derived measurements vs. storm reanalysis data. Filled contour data is made available by the NWS NOHRSC system, providing high-resolution snowfall reanalysis through remote sensing, local storm reports, and area climatology. NOHRSC data is interpolated and experimental and may not align with physical measurements. Skyview Weather reserves the right to update these reports as needed as new data becomes available. Use of this SnowREPORT for legal purposes is prohibited without expressed written consent. If approved, additional fees may apply.

Copyright © 2021 All Rights Reserved. SnowREPORT, a service of SkyviewWeather®
Forecasts@SkyviewWeather.com
303-688-9175

SNOW REPORT

your window to the weather
SKYVIEW WEATHER®

Report Created: April 8, 2021

Start Date: April 6, 2021
End Date: April 6, 2021

Region: Colorado Springs/Pueblo

Meteorological Discussion:

A spring storm system would move into Colorado on Tuesday, April 6th, 2021 producing rain showers and even some thunderstorms over the lower elevations, with snow for the higher terrain of the Palmer Divide. Well above average temperatures the weekend prior to the event with highs reaching the low 80's, 20+ degrees above average in some areas! A cold front moved in and stalled out over northern El Paso County overnight and into Tuesday, bringing high temperatures back into a more seasonable mid to upper 50's around Monument, with low 70's still during the day in and around Colorado Springs. A second cold front from the north would move in during the afternoon bringing gusty N/NW winds across the I-25 corridor with gusts 40mph+ as the cold front moved through, dropping temperatures across southeast Colorado. Widely scattered rain showers would fill in behind the front, with mix/snow showers for areas above 6-6.5Kft. Precipitation would pick up between 5-6pm and last for a few hours before tapering off between 9-10pm with lingering flurries/light snow till around midnight. Spring like storm conditions during this event resulted in convective type precipitation leading to snowfall rates to reach 1" per hour at times for areas in northern El Paso County, along with large flakes and quick accumulations on grass with little to no accumulations on pavement. Any isolated accumulations would be slushy and melt before the event came to an end completely. Overnight lows hovered above freezing below 6kft, with upper 20's for the Palmer Divide and higher elevations resulting in any wet pavement possibly becoming icy in spots into Wednesday morning. Snowfall accumulations were limited to areas north of Colorado Springs where a TR-0.5" was found around the Air Force Academy and northeast of Colorado Springs, on grass. Northern El Paso County had a bit more snow due to the higher elevations with anywhere between 1-3" on grass, minimal, if any pavement. Totals in the table are likely below peak due to melting/compaction and timing of spotter reports. Some locations may have experienced a trace of snow but it was missed by the spotter due to melting. Although not listed in the table, Palmer Lake reported 2.5" of snow and there was a spotter NE of Black Forest near the Douglas County line that reported 3.5" of snow and was the highest total reported in El Paso County for this event.

There were no NWS Winter Weather highlights for this event.

The official high temperature on Tuesday, April 6th, 2021 for the airport in Colorado Springs was 71 set at 12:16pm with a low of 35 set at 7:51pm. The Colorado Springs airport reported a trace of moisture with a trace of snowfall. The official high temperature for Pueblo was 81 set at 1:27pm with a low of 36 set at 3:58am. Pueblo reported 0.00" of moisture with 0.0" of snowfall.

Copyright © 2021 All Rights Reserved. SnowREPORT, a service of SkyviewWeather®
Forecasts@SkyviewWeather.com
303-688-9175

SNOW REPORT

your window to the weather
SKYVIEW WEATHER®

Report Created: April 8, 2021

Start Date: April 6, 2021
End Date: April 6, 2021

Region: Colorado Springs/Pueblo

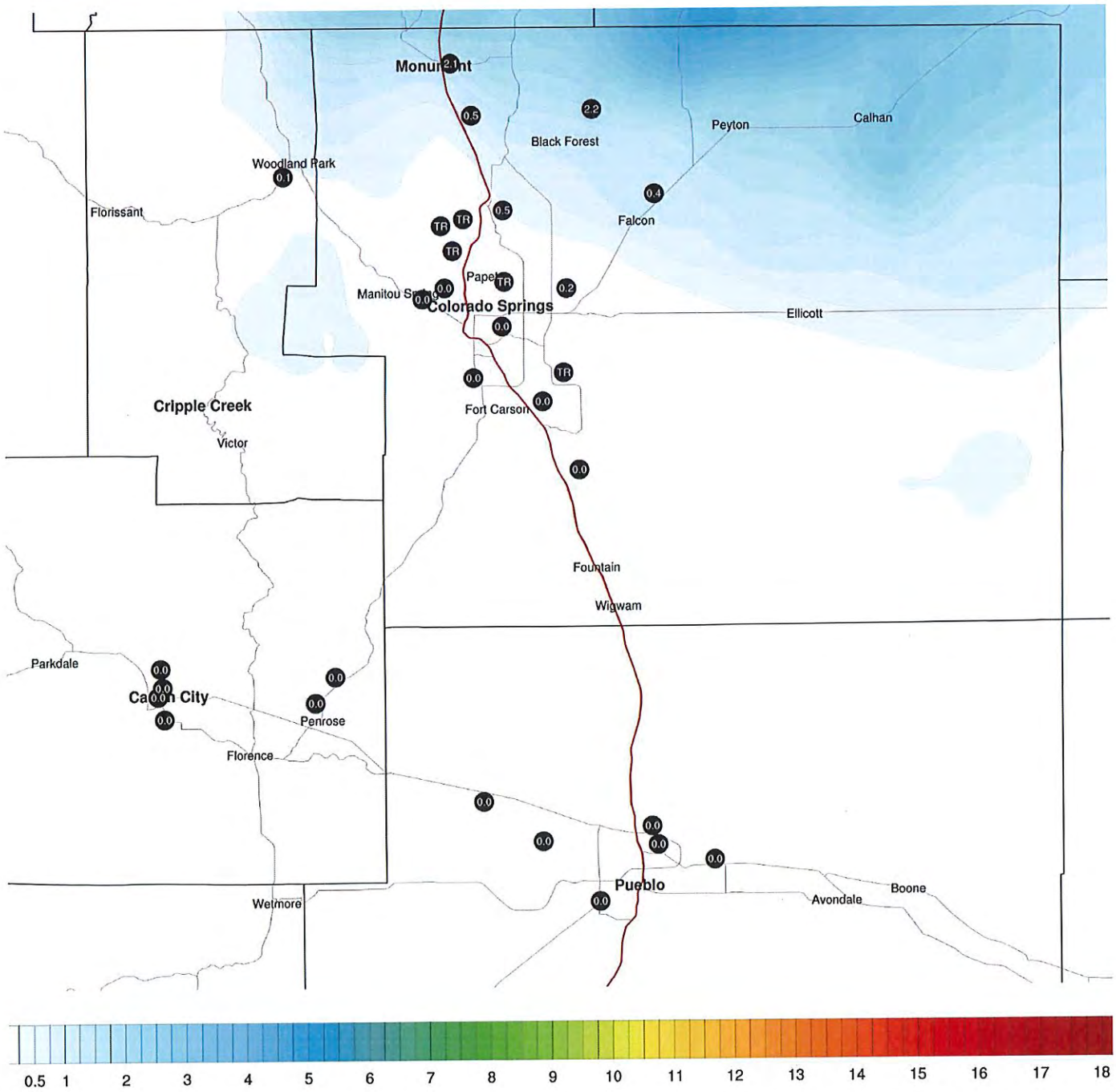

Copyright © 2021 All Rights Reserved. SnowREPORT, a service of SkyviewWeather®
Forecasts@SkyviewWeather.com
303-688-9175

SNOW REPORT

your window to the weather
SKYVIEW WEATHER®

Report Created: April 8, 2021

Start Date: April 6, 2021
End Date: April 6, 2021

Region: Colorado Springs/Pueblo

Snowfall by Location

Location	Zip Code	Snowfall	Location	Zip Code	Snowfall	Location	Zip Code	Snowfall
Black Forest WSW	80908	2.2	Colo Springs S FD HQ	80910	0.0	Penrose NW	81240	0.0
Canon City	81212	0.0	Colo Springs 7.2 SSW or 3.0S	80906	0.0	Penrose ESE	81240	0.0
Canon City N	81212	0.0	Colo Springs 6 NW	80919	TR	Pueblo NWS	81001	0.0
Canon City NW	81212	0.0	Colo Springs 3.1 NW	80904	0.0	Pueblo 2E	81001	0.0
Canon City SE	81212	0.0	Colo Springs 3 NE	80909	TR	Pueblo WSW	81007	0.0
Cimarron Hills	80915	0.2	Falcon 2.3 NNE	80831	0.4	Pueblo W	81007	0.0
Colorado Springs Airport	80916	TR	Fountain E	80817	0.0	Pueblo SW	81005	0.0
Colo Sprgs 7 NW	80919	TR	Gleneagle	80921	0.5	Pueblo N	81001	0.0
Colo Sprgs NNW/Falcon Estates	80919	TR	Manitou Springs East	80829	0.0	Widefield/Security	80911	0.0
Colo Sprgs 7 NNE	80920	0.5	Monument Hill - 2.9 N	80132	2.1	Woodland Park	80863	0.1

Disclaimer Statement

This Skyview Weather SnowREPORT is certified to be accurate and representative of snowfall totals. Individual data reports (black dots) represent both physical measurements and derived-snowfall totals for specific georeferenced locations. The source of this data may include Cooperative Observers, National Weather Service (NWS) reports, and other private and public entities. Reports are quality controlled by Skyview Weather meteorologists through a comparison of physical and derived measurements vs. storm reanalysis data. Filled contour data is made available by the NWS NOHRSC system, providing high-resolution snowfall reanalysis through remote sensing, local storm reports, and area climatology. NOHRSC data is interpolated and experimental and may not align with physical measurements. Skyview Weather reserves the right to update these reports as needed as new data becomes available. Use of this SnowREPORT for legal purposes is prohibited without expressed written consent. If approved, additional fees may apply.

Copyright © 2021 All Rights Reserved. SnowREPORT, a service of SkyviewWeather®
Forecasts@SkyviewWeather.com
303-688-9175

SNOW REPORT

your window to the weather
SKYVIEW WEATHER®

Report Created: April 21, 2021

Start Date: April 19, 2021
End Date: April 20, 2021

Region: Colorado Springs/Pueblo

Meteorological Discussion:

A strong cold front would bring a frigid, arctic blast to SE Colorado on Monday April 19th, 2021 with a high temperature at the Colorado Springs airport of 57 degrees set at 9:15am, and temperatures only decreasing throughout the rest of the day. Some areas of mist and light snow would move over the crest of the Palmer Divide by mid to late morning while sunshine developed over Colorado Springs southward. The 2nd front would move through the region during the late afternoon, increasing clouds south of the Palmer Divide with snowfall developing by 5-6pm Monument and 6-8pm Colorado Springs and 8-10pm in Pueblo. A strong upper level jet stream in tandem with the arctic cold front would create a winter-like snowfall as snow fell with temperatures in the 20s resulting in minor snow accumulations developing pavement in the evening as temperatures dropped into the lower 20's and eventually teens into Tuesday morning. Light to moderate snow was widespread with bands of heavier snowfall, mainly impacting northern El Paso County and a small area of S/SW Colorado Springs near Cheyenne Mountain and southward into portions of the Pueblo and Canon City area. The snow tapered off from north to south between 1-2am Colorado Springs, 2-4am Pueblo/Canon City, lingering longest in a small zone from Palmer Lake to Monument until just ahead of daybreak. The higher snowfall totals favored areas along the crest of the Palmer Divide with totals around 3" in Black Forest but 5-7.5" from Monument to Palmer Lake (7.5" total in Palmer Lake was reported which is not listed in our snowfall table). Most areas in Colorado Springs reported between 1.5-3". Although no reports came out of the Broadmoor area of SW Colorado Springs, per radar analysis there was likely some higher end totals in this range in excess of 3" but there are not any official reports to verify this. As skies gradually cleared through the overnight, lows dropped into the teens to low 20's resulting in any wet or slushy pavement to become icy overnight impacting the Tuesday morning commute. Totals in the table may be below peak due to compaction and timing of spotter measurements on Tuesday morning. Due to banding some snow totals may higher/lower than nearby areas. Snow accumulations pavement were variable over Colorado Springs with better melting in areas that experienced less than 2" of snow while areas of northern El Paso County snow more easily accumulated pavement with less melt. All areas experienced some kind of icing due to the melt initially with varying severity.

The NWS issued a Winter Weather Advisory for El Paso County from 3pm Monday, April 19th, until 2am Tuesday, April 20th. This Advisory was extended until 6am Monday evening only to be cancelled early at 4am on Tuesday morning.

The official high temperature for the airport in Colorado Springs on Monday, April 19th, 2021 was 57 set at 9:15am with a low of 21 set at 11:59pm. The Colorado Springs airport reported 0.14" of moisture with 1.6" of snowfall for the date. The low into Tuesday morning the 20th was 18 set at 4:47am, 5

Copyright © 2021 All Rights Reserved. SnowREPORT, a service of SkyviewWeather®
Forecasts@SkyviewWeather.com
303-688-9175

SNOW REPORT

your window to the weather
SKYVIEW WEATHER®

Report Created: April 21, 2021

Start Date: April 19, 2021
End Date: April 20, 2021

Region: Colorado Springs/Pueblo

degrees off of the record low of 13 set in 1966. The high on Tuesday was 37 set at 2:09pm. An additional 0.02" of moisture and 0.7" of snow was reported making for a storm total snowfall of 2.3"

Pueblo reported a high temperature of 66 set at 10:05am with a low o 27 set at 11:59pm. Pueblo reported 0.23" of moisture with 2.3" of snowfall for the date. The low into Tuesday morning was 24 set at 6:56am with a high of 41 set at 3:31pm. AN additional 0.08" of moisture and 1.0" of snow was observed making for a 3.3" storm total.

Copyright © 2021 All Rights Reserved. SnowREPORT, a service of SkyviewWeather®
Forecasts@SkyviewWeather.com
303-688-9175

SNOW REPORT

your window to the weather
SKYVIEW WEATHER®

Report Created: April 21, 2021

Start Date: April 19, 2021
End Date: April 20, 2021

Region: Colorado Springs/Pueblo

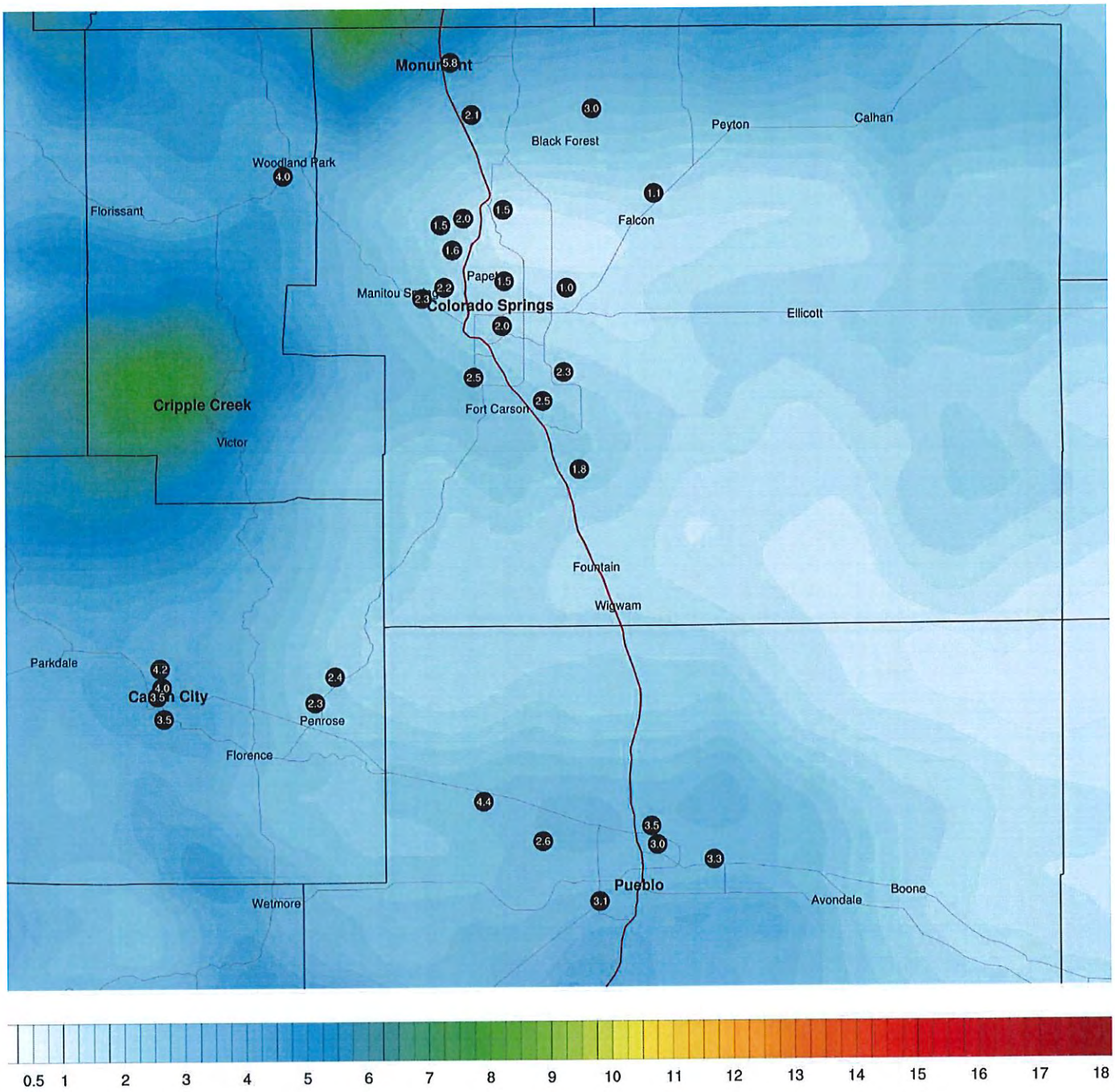

Copyright © 2021 All Rights Reserved. SnowREPORT, a service of SkyviewWeather®
Forecasts@SkyviewWeather.com
303-688-9175

SNOW REPORT

your window to the weather
SKYVIEW WEATHER®

Report Created: April 21, 2021

Start Date: April 19, 2021
End Date: April 20, 2021

Region: Colorado Springs/Pueblo

Snowfall by Location

Location	Zip Code	Snowfall	Location	Zip Code	Snowfall	Location	Zip Code	Snowfall
Black Forest WSW	80908	3.0	Colo Springs S FD HQ	80910	2.0	Penrose NW	81240	2.4
Canon City	81212	3.5	Colo Springs 7.2 SSW or 3.0S	80906	2.5	Penrose ESE	81240	2.3
Canon City N	81212	4.2	Colo Springs 6 NW	80919	1.6	Pueblo NWS	81001	3.3
Canon City NW	81212	4.0	Colo Springs 3.1 NW	80904	2.2	Pueblo 2E	81001	3.0
Canon City SE	81212	3.5	Colo Springs 3 NE	80909	1.5	Pueblo WSW	81007	2.6
Cimarron Hills	80915	1.0	Falcon 2.3 NNE	80831	1.1	Pueblo W	81007	4.4
Colorado Springs Airport	80916	2.3	Fountain E	80817	1.8	Pueblo SW	81005	3.1
Colo Sprgs 7 NW	80919	1.5	Gleneagle	80921	2.1	Pueblo N	81001	3.5
Colo Sprgs NNW/Falcon Estates	80919	2.0	Manitou Springs East	80829	2.3	Widefield/Security	80911	2.5
Colo Sprgs 7 NNE	80920	1.5	Monument Hill - 2.9 N	80132	5.8	Woodland Park	80863	4.0

Disclaimer Statement

This Skyview Weather SnowREPORT is certified to be accurate and representative of snowfall totals. Individual data reports (black dots) represent both physical measurements and derived-snowfall totals for specific georeferenced locations. The source of this data may include Cooperative Observers, National Weather Service (NWS) reports, and other private and public entities. Reports are quality controlled by Skyview Weather meteorologists through a comparison of physical and derived measurements vs. storm reanalysis data. Filled contour data is made available by the NWS NOHRSC system, providing high-resolution snowfall reanalysis through remote sensing, local storm reports, and area climatology. NOHRSC data is interpolated and experimental and may not align with physical measurements. Skyview Weather reserves the right to update these reports as needed as new data becomes available. Use of this SnowREPORT for legal purposes is prohibited without expressed written consent. If approved, additional fees may apply.

Copyright © 2021 All Rights Reserved. SnowREPORT, a service of SkyviewWeather®
Forecasts@SkyviewWeather.com
303-688-9175

Triview Metro Water Department

List of Accomplishments for March 2021

Pumpage for month of March 2021 –	
Total to Production	**12.540 Mg**
Total to Production March/2020	12.199 Mg
Net water impounded in District ground storage tanks	3389 Gal
Total Sold	**10.990 Mg**
Total Sold March/2020	10.101 Mg
Total District flow to WWTP for March 2021	11.152 Mg

Reported activity for Month of March 2021

Wellfield-

- Well A1 is OOS for cleaning well screens, well has been reinstalled, new meter is to be installed.
- Wells A7 and D7 had new meters installed.
- All other wells available for normal service.

Water Plants A/B, C Plant Pump Station-

- A Plant is offline for service work and replacements; effluent pumps in the building have been replaced with new ones, the old ones were over 20 yrs old.
- B Plant is running normally; the new Potassium permanganate feed system is operational, the system has been running for 2 weeks, and samples were drawn to evaluate radium removal with this system. Results should be 3-4 weeks (Lab process time for radium testing protocols)
- The transfer booster pumps that move water to the C plant ground storage tank from B plant are currently being removed and rebuilt one at a time (One is completed) Lead time for one of these pumps is about 4 weeks.

- C Plant Pump Station is running normally, the fire booster pump controls have been converted from soft start single speed controls to variable frequency drive (VFD), this conversion gives the district higher pumping capacity for normal operations (Up to an additional 1200 GPM added to pumping capacity), while simultaneously serving as fire pump duty. This project included SCADA control, modifications as well. Total cost outlay was $10840.00 which is a cost-effective value considering the increase in plant capability added to the system.

Additional Accomplishments-

- Irrigation system repairs were made to split creek service area, where a new concrete value was installed as well as upsizing the service line from 1 to 2 inch pipe.
- Kitchener irrigation vault is currently undergoing repairs to the supply line, which needed to be replaced.
- Numerous locates were completed throughout the district during this month; approx. 250

Future projects-

- Irrigation vault on Leather Chaps is scheduled to have repairs done to a leak in the supply line (Currently Isolated)
- A plant is currently under repairs and additional system being installed for Potassium Permanganate system (Projection for completion is end of April)

Resolution No. 2021-04

RESOLUTION
OF THE
BOARD OF DIRECTORS
OF THE
TRIVIEW METROPOLITAN DISTRICT

ADOPTING A PERSONAL DATA PRIVACY POLICY

WHEREAS, the Triview Metropolitan District (the "**District**") is a quasi-municipal corporation and political subdivision of the State of Colorado and a duly organized and existing special district pursuant to Title 32, Colorado Revised Statues; and

WHEREAS, the Colorado General Assembly adopted House Bill 18-1128 concerning strengthening protections for consumer data privacy (the "**Bill**") with an effective date of September 1, 2018; and

WHEREAS, the Bill added Article 73 to Title 24, Colorado Revised Statutes known as "Security Breaches and Personal Information" ("**Article 73**") which requires each Governmental Entity in the state that maintains paper or electronic documents during the course of business that contain Personal Identifying Information to develop a written policy for the destruction or proper disposal of such paper and electronic documents; and

WHEREAS, § 24-73-101(4)(a), C.R.S., defines a "Governmental Entity" as the state and any state agency or institution, including the judicial department, county, city and county, incorporated city or town, school district, special improvement district, authority, and every other kind of district, instrumentality, or political subdivision of the state organized pursuant to law. "Governmental Entity" includes entities governed by home rule charters; and

WHEREAS, the District is a Governmental Entity under Article 73 as it is a political subdivision of the state organized pursuant to law; and

WHEREAS, § 24-73-101(4)(b), C.R.S., defines "Personal Identifying Information" as a social security number; a personal identification number; a password; a pass code; an official state or government-issued driver's license or identification card number; a government passport number; biometric data, as defined in § 24-73-103(1)(a), C.R.S.; an employer, student, or military identification number; or a financial transaction device, as defined in § 18-5-701(3), C.R.S.; and

WHEREAS, the District may maintain paper or electronic documents that contain Personal Identifying Information; and

WHEREAS, the District has developed and desires to adopt a written policy for the destruction or proper disposal of paper and electronic documents containing Personal Identifying Information, in conformance with Article 73.

NOW, THEREFORE, BE IT RESOLVED BY THE BOARD AS FOLLOWS:

1. Adoption of Personal Data Privacy Policy. The District hereby adopts the Personal Data Privacy Policy set forth in **Exhibit A**, attached hereto and incorporated herein.

2. Preambles Incorporated. The preambles to this Resolution are hereby incorporated into this Resolution as if set out fully herein.

3. Severability. If any part, section, subsection, sentence, clause or phrase of this Resolution is for any reason held to be invalid, such invalidity shall not affect the validity of the remaining provisions.

4. Effective Date. This Resolution shall become effective as of May 1, 2021, shall be enforced immediately thereafter and shall supersede any previous policy related to disposal of paper and electronic documents containing Personal Identifying Information. This Resolution shall be implemented and administered by the District to conform with all requirements of Article 73, as modified from time to time.

[Signature page follows.]

ADOPTED this ____ day of April, 2021.

TRIVIEW METROPOLITAN DISTRICT, a quasi-municipal corporation and political subdivision of the State of Colorado

_____
Officer of the District

ATTEST:

_____

APPROVED AS TO FORM:

WHITE BEAR ANKELE TANAKA & WALDRON
Attorneys At Law

_____
General Counsel to the District

Signature page to Resolution Adopting Personal Data Privacy Policy

EXHIBIT A

Personal Data Privacy Policy

The purpose of this Personal Data Privacy Policy is to comply with § 24-73-101 (1), C.R.S., which requires a Governmental Entity that maintains paper or electronic documents during the course of business that contain Personal Identifying Information to develop a written policy for the destruction or proper disposal of such paper and electronic documents.

Section 1. Definitions

(1) "District" means the Triview Metropolitan District

(2) "Personal Identifying Information" means the following, which the District may collect over the course of normal business:

a. A social security number;
b. A personal identification number;
c. A password;
d. A pass code;
e. An official state or government-issued driver's license or identification card number;
f. A government passport number;
g. Biometric data, as defined in § 24-73-103(1)(a), C.R.S.;
h. An employer, student or military identification number; or
i. A financial transaction device, as defined in § 18-5-701(3), C.R.S.

(3) "Third-Party Service Provider" means an entity that has been contracted by the District to maintain, store, or process Personal Identifying Information on behalf of the District.

(4) All defined terms in section 5 shall be defined as in § 24-73-103, C.R.S.

Section 2. Security Procedures and Practices

(1) The District will store paper documents containing Personal Identifying Information in a locked cabinet or locked office. Only employees or individuals who must use Personal Identifying Information to conduct District business will have access to the storage location.

(2) The District will take appropriate measures to protect Personal Identifying Information stored as digital media. These protections may include password access, firewalls and encryption software. Only those employees or individuals who must use the Personal Identifying Information to conduct District business will have access to the electronic storage system(s).

(3) In the event an employee's or individual's responsibilities in relation to the District change such that the employee or individual no longer must use Personal Identifying Information to conduct District business, the District shall take reasonable measures to terminate that employee's or individual's access to Personal Identifying Information, such as replacing locks on any storage cabinet or locked office where Personal Identifying Information is stored in paper format, or denying the employee or individual access to Personal Identifying Information stored digitally by changing passwords or access settings.

(4) In the event the District discloses Personal Identifying Information to a Third-Party Service Provider, the District will require the Third-Party Service Provider to implement and maintain reasonable security procedures and practices that are:

a. Appropriate to the nature of the Personal Identifying Information disclosed to the Third-Party Service Provider;

b. Are reasonably designed to help protect the Personal Identifying Information from unauthorized access, use, modification, disclosure, or destruction; and

c. Are in accordance with the policies and procedures set forth in this Policy.

Section 3. Records Management and Destruction

(1) Records maintaining Personal Identifying Information should be retained in accordance with the District's Records Retention Policy. All paper or electronic documents containing Personal Identifying Information that are no longer needed, shall be destroyed by the District in accordance with the District's Records Retention Policy, and in accordance with the retention periods set forth therein, based on the type of record. When destroyed, all records containing Personal Identifying Information must be disposed of by shredding, erasing or otherwise modifying the Personal Identifying Information in the paper or electronic documents in a manner that renders the Personal Identifying Information unreadable or indecipherable through any means.

Section 4. Open Records Disclosure

(1) The District is governed by the Colorado Open Records Act ("CORA"). Any records maintained by the District may be subject to inspection and copying by members of the public, unless an exemption in the law exists. In the event the District must release records containing Personal Identifying Information, sensitive data will be redacted or otherwise removed to protect the privacy of the individual(s).

(2) The District will not otherwise release Personal Identifying Information unless legally required to do so in connection with legal proceedings or law enforcement

investigations. The District will not sell Personal Identifying Information to any outside organization.

Section 5. Notification of Security Breach

(1) In the event the District becomes aware that a Security Breach may have occurred, the District will conduct in good faith a prompt investigation to determine the likelihood that Personal Information, as defined in § 24-73-103(1)(g)(i)(A), C.R.S., has been or will be misused. The District will notify the affected Colorado residents in accordance with the notice requirements set forth in § 24-73-103, C.R.S., unless the investigation determines that the misuse of information about a Colorado resident has not occurred and is not reasonably likely to occur.

RESOLUTION NUMBER 21-05

TRIVIEW METROPOLITAN DISTRICT
TRIVIEW METROPOLITAN DISTRICT, SUBDISTRICT A
TRIVIEW METROPOLITAN DISTRICT, SUBDISTRICT B
JOINT PUBLIC RECORDS REQUEST POLICY
Adopted April ___, 2021

I. Purposes of the District's Public Records Request Policy

This Public Records Request Policy of the Triview Metropolitan District, Triview Metropolitan District, Subdistrict A, and Triview Metropolitan District, Subdistrict B (each reference to a "**District**" herein shall mean a reference to each of the Districts individually and each reference to a "**Board**" herein shall mean a reference to each of the Boards individually) shall be applied and interpreted with the following purposes in mind:

a. To adopt a Public Records Request Policy pursuant to § 24-72-203(1), C.R.S.;

b. To provide access to and the protection and integrity of Public Records in the custody of the District;

c. To prevent unnecessary interference with the regular discharge of the duties of the District and its manager in compliance with the Colorado Open Records Act, §§ 24-72-200.1 to 24-72-206, C.R.S. ("**CORA**");

d. To establish reasonable and standardized fees for producing copies of and information from records maintained by the District as authorized by CORA; and

e. To set forth a general procedure for providing consistent, prompt and equitable service to those requesting access to Public Records.

II. Public Records Requests

A. Applicability

This Public Records Request Policy applies to requests submitted to the District for the inspection of Public Records pursuant to CORA, and shall supersede any previously adopted CORA policies of the District.

B. Definitions

1. "**Custodian**": Except as otherwise provided in this policy, the term "Custodian" shall mean the District Manager, or any successor that has been designated by the Board of the District to oversee the collection, retention, and retrieval of Public Records of the District.

2. "**Public Records**": As defined in § 24-72-202(6), C.R.S.

C. Submission of Requests

1. Requests for inspection of Public Records are to be submitted in writing on an official request form to the Custodian and must be sufficiently specific as to enable the

Custodian to locate the information requested with reasonable effort. The official request form is attached hereto as **Exhibit A** and incorporated herein by this reference, as may be modified from time to time by the District. The District has determined that the use of an official request form is necessary for the efficient handling of Public Records requests.

2. Requests may be submitted by mail, fax, e-mail or hand-delivery.

3. A request shall be considered made when the request is actually received by the Custodian:

a. A letter is received when it is opened in the usual course of business by the recipient or a person authorized to open the recipient's mail;

b. A fax is received when it is printed during regular business hours, or, if received after hours, at 8:30 a.m. on the following business day; and

c. An e-mail is received when it is received and opened during regular business hours, or, if received after hours, at 8:30 a.m. on the following business day.

4. If a deposit is required, the request is not considered received until the deposit is paid.

D. Inspection

1. The Custodian or the Custodian's designee shall make the requested Public Records available for inspection during regular business hours, deemed to be from 8:30 a.m. to 4:30 p.m., Monday through Friday, except for times the Custodian's office is closed. During the inspection of Public Records, the Custodian may ask that the requestor follow certain procedures to protect the integrity of the Public Records.

2. If a Public Record is not immediately or readily available for inspection, the Custodian or the Custodian's designee shall make an appointment or other arrangements with the applicant concerning the time at which the requested record will be available. The Public Records shall be made available for inspection within a reasonable time, which is presumed to be three (3) working days or less from the date of receipt of the request. Such three (3) day period may be extended by an additional seven (7) working days if extenuating circumstances, as described in § 24-72-203(3)(b), C.R.S., exist. Responding to applications for inspection of Public Records need not take priority over the previously scheduled work activities of the Custodian or the Custodian's designee.

3. All Public Records to which the request applies shall be preserved from the date of the request until such time as set forth in the District's records maintenance, retention, or deletion policy or practices utilized by the Custodian.

4. No one shall remove a Public Record from the Custodian's offices without the permission of the Custodian. Public Records may be removed from file folders or places of storage for photocopying by the Custodian or the Custodian's designee. The Custodian may allow a person to use his or her own portable electronic equipment to make copies of Public Records.

5. As a general practice, in response to a Public Records request:

a. Public Records will be made available for inspection in the format in which they are stored. If the Custodian is unable to produce the Public Record in its stored format for any reason set forth in § 24-72-203(3.5)(b) C.R.S., an alternate format may be produced or a denial issued under § 24-72-204, C.R.S.

b. The person making the request shall not be allowed to access the Custodian's computer or any other computer for purposes of inspecting any Public Records;

c. Any portion of a Public Record containing non-public information that is not subject to inspection may be redacted by the Custodian prior to making the record available for inspection. The Custodian is not required to redact information from a writing that is not a Public Record in order to make the writing available for inspection. *Denver Publishing Co. v. Bd. of County Comm'rs of the County of Arapahoe*, 121 P.3d 190 (Colo. 2005); *Colorado Republican Party v. Benefield, et al.*, Court of Appeals No. 07CA1216, Oct. 23, 2008 (Unpublished).

d. The Custodian, in consultation with the District's general counsel, will determine which information is no longer considered "work-in-progress" subject to the deliberative process or work product privilege and therefore eligible for release.

e. Altering an existing Public Record, or excising fields of information that the Custodian is either required or permitted to withhold does not constitute the creation of a new Public Record. § 24-72-203(3.5)(d), C.R.S.

f. A document will not ordinarily be created in order to respond to a request.

6. Where a request seeks in excess of 25 electronically-stored Public Records, the following procedure shall apply in responding to such a request:

a. The Custodian shall solicit the comments of the requestor regarding any search terms to be used to locate and extract such records, and, in doing so, will seek to have the request refined so that it does not result in an inordinate number of irrelevant or duplicative documents, it being understood that the Custodian will make the final determination regarding search terms;

b. The Custodian shall designate an employee or another person with experience in performing electronic searches to locate and extract responsive records;

c. The person who is designated to perform the searches shall consult, as appropriate, with legal counsel to identify privileged records that should not be produced; and

d. Where appropriate, legal counsel shall conduct a final review to identify and withhold privileged records.

7. The Custodian or the Custodian's designee shall deny the inspection of the records if such inspection would be contrary to federal or state law or regulation or would violate a court order. In special circumstances, a Custodian shall deny inspection of the Public Records if such inspection would cause substantial injury to the public interest. Such a denial shall be made in writing by the Custodian to the person making the request and shall set forth with specificity the grounds of the denial. It is not necessary to state a ground for denial of access for each document if a specific ground is applicable to a group of documents.

8. If the Public Records requested are not in the custody or control of the Custodian, the Custodian shall notify the requestor of this fact in writing. In such notification, the Custodian shall state in detail to the best of his/her knowledge and belief the reason for the absence of the Public Records, the location of the Public Records, and what person then has custody or control of the Public Records.

9. All Public Records, regardless of storage format, will be administered in accordance with approved retention schedules. The District reserves the right to adopt the records retention policy that has been promulgated by the Custodian.

E. Fees for All Record Requests

1. **Fees for standard reproductions**. The Custodian or the Custodian's designee shall charge a fee not to exceed twenty-five cents per page for any photocopies or printed copies of electronic records that are required to make a Public Record available. Other reproductions of Public Records shall be provided at a cost not to exceed the actual cost of the reproduction. Such fees shall be paid by the applicant prior to the receipt of copies of any Public Records. Requests expected to exceed a total charge of $10.00 or more must be accompanied by a deposit equal to the reasonably-estimated reproduction costs. This deposit will be credited toward the total fee, and the total fee shall be paid prior to release of the requested records. In the event the deposit amount exceeds the actual costs, the balance will be refunded.

2. **Transmission fees**. No fees related to transmission shall be charged for transmitting public records via electronic mail. Within the period specified in § 24-72-203, C.R.S., the Custodian shall notify the record requester that a copy of the record is available but will only be sent to the requester once the custodian receives payment for postage if the copy is transmitted by United States mail, or payment for the cost of delivery if the copy is transmitted other than by United States mail, and payment for any other supplies used in the mailing, delivery, or transmission of the record and for all other costs associated with producing the record. Upon receiving such payment, the custodian shall send the record to the requester as soon as practicable but no more than three business days after receipt of such payment.

3. **Fees for search, retrieval and legal review**:

a. In the case of any request requiring more than one hour of time for search, retrieval, supervision of inspection, copying, manipulation, redaction or legal counsel review to identify and withhold privileged records, the Custodian or the Custodian's designee may charge an hourly fee not to exceed the amount authorized pursuant to § 24-72-205(6)(a), C.R.S. Prior to performing any services necessary to respond to a request, the Custodian or the Custodian's designee shall require the applicant to pay a deposit equal to the reasonably estimated fees that will be charged by the

Custodian for such staff time. Before receiving any records, the applicant shall also pay the amount by which the cost of any open records services exceeds the deposit. The District shall promptly refund the amount by which the deposit exceeds the cost of any open records services.

b. To the extent possible, the Custodian shall utilize administrative or clerical staff for search and retrieval of Public Records who are ordinarily responsible for such duties to ensure that the fees charged for staff time in connection with the request represent costs incurred in the ordinary course of business and not extraordinary charges, but in any case, such charges shall be consistent with § 24-72-205(6), C.R.S.

Remainder of Page Intentionally Left Blank. Signature page follows.

ADOPTED THIS _____DAY OF _____, 20__.

TRIVIEW METROPOLITAN DISTRICT,
TRIVIEW METROPOLITAN DISTRICT,
SUBDISTRICT A
TRIVIEW METROPOLITAN DISTRICT,
SUBDISTRICT B

_____
Officer of District(s)

ATTEST:

_____

APPROVED AS TO FORM:

WHITE BEAR ANKELE TANAKA & WALDRON
Attorneys at Law

_____
General Counsel to the District(s)

Signature Page to Joint Public Records Request Policy

EXHIBIT A

OFFICIAL REQUEST FORM

TRIVIEW METROPOLITAN DISTRICT

Request for Inspection/Copy of Public Records

For Internal Use Only
Date of Request: _____
Time of Request: ____AM/PM

Applicant Name: _____

Applicant Address: _____
City/State: _____ **Zip:** _____

Daytime Phone #:( )_____ **Alt./Cell:** ( )_____

Email: _____

Detailed description of the records requested: (Please use additional sheets if necessary)

_____

_____

_____

Select a preferred format for the materials: Hard Copies ____ Electronic ____ View Hard Copy Only ____

I request the records described and agree to pay all charges incurred in processing this request at or before the time the records are made available. If over $10, I understand I must provide a deposit to pay for the cost incurred to obtain the records. I understand that the Estimated Charges are estimates only, and that the actual cost may vary. This request will be considered received when this form is complete and received by the Custodian and any required deposit is paid.

Signature: _____ **Date:**_____

Submit Request Form To:
James McGrady
District Manager
16055 Old Forest Point Suite 302
Monument, Co 80132

If the records are available pursuant to §§ 24-72-201, *et seq.*, C.R.S., the records shall be made available for viewing within three (3) working days. The date of receipt is not included in calculating the response date. If extenuating circumstances exist so that the Custodian cannot reasonably gather the records within the three (3)-day period, the Custodian may extend the period by up to seven (7) working days. The requestor shall be notified of the extension within the three (3)-day period. Public records shall be viewed at the District's offices during regular business days at prearranged times.

For Internal Use Only	
Estimated Charges	
Number of Pages _____ at $0.25/page _____	Research & Retrieval _____Hours at $33.58/Hr See § 24-72-205(6), C.R.S. for hourly fee
Postage/Delivery Costs: $_____	Research & Retrieval Total: $ _____
Deposit Required: $_____	Total Estimate Cost: $_____
Note: Non-standard and special requests will be billed at cost and charged in addition to any other fees	
Administrative Matters	
Date Request Completed:	Amount Prepaid: $_____
Approved:_____ Denied: _____	Balance Due Before Release: $_____
If Denied, Provide Reason(s):	Total Amount Paid: $_____

TRIVIEW METROPOLITAN DISTRICT
16055 Old Forest Point
Suite 302
P.O. Box 849
Monument, CO 80132
(719) 488-6868 Fax: (719) 488-6565

DISBURSEMENTS OVER $5,000
April 29, 2021

Over $5,000 for 2021

1. Donala Water & Sanitation District **$40,923.11**
Enterprise Fund – Wastewater Operations - Wastewater System
Wastewater TF/Donala/IGA

2021 Budget	$703,048.00
2021 Spent YTD	$114,861.00
Current Disbursement	$ 40,923.11
2021 Remaining Budget	$547,263.89

2. Monson, Cummins & Shohet, LLC **$17,189.79**

Enterprise Fund – Professional Services Legal Fees/Monson, Cummins & Shohet	5% = $859.49
Capital Project – Enterprise – Water Improvements Water Purchases & Diligence Investigations/Permitting/Land Purchase	63% = $10,829.57
Capital Project – Enterprise – Water Improvements Stonewall Springs	11% = $1,890.88
Capital Project – Enterprise – Water Improvements Pueblo Reservoir	12% = $2,062.77
Capital Project – Enterprise – Water Improvements Regional Water/Wastewater Design & Permitting (Northern Delivery Design)	9% = $1,547.08

Current Disbursement $17,189.79

3. Summit Water Engineers, Inc. **$5,607.50**

Capital Project – Enterprise - Water Improvements
Water Purchases & Diligence Investigations/Permitting/Land Purchase

2021 Budget	$0
2021 Spent YTD	$0
Current Disbursement	$5,607.50
2021 Remaining Budget	$-5,607.50

4. Western States Reclamation, Inc. **$539,315.48**

Capital Project – Enterprise – Water Improvements
South Reservoir

2021 Budget	$5,500,000.00
2021 Spent YTD	$ 336,181.00
Current Disbursement	$ 539,315.48
2021 Remaining Budget	$4,624,503.52

5. Kimley Horn **$7,972.50**

General Fund – Parks & Open Space – Administration
Stormwater Detention Pond Assessment

2021 Budget	$15,000.00
2021 Spent YTD	$ 658.00
Current Disbursement	$ 7,972.50
2021 Remaining Budget	$ 6,369.50

6. Ground Floor Media **$6,600.77**

General Fund - Professional Services - Public Relations (1/2)
Enterprise Fund – Administration – Communications (1/2)

2021 Budget	$68,000.00
2021 Spent YTD	$15,482.00
Current Disbursement	$ 6,600.77
2021 Remaining Budget	$45,917.23

7. Taylor Fence Company **$14,526.00**

Capital Project – Enterprise – Vehicles & Equipment Utilities
Commercial Gate Opener

2021 Budget	$0
2021 Spent YTD	$0
Current Disbursement	$14,526.00
2021 Remaining Budget	$-14,526.00

8. **Denver Industrial Pumps, Inc.** **$46,422.70**

Capital Project – Enterprise – Vehicles & Equipment Utilities
A Plant Effluent Pump

2021 Budget	$50,000.00
2021 Spent YTD	$0
Current Disbursement	$46,422.70
2021 Remaining Budget	$ 3,577.30

9. **Denver Industrial Pumps, Inc.** **$7,163.91**

Capital Project – Enterprise – Water Improvements
B-Plant Booster Station

2021 Budget	$20,000.00
2021 Spent YTD	$0
Current Disbursement	$ 7,163.91
2021 Remaining Budget	$12,836.09

10. **LRE Water** **$46,083.75**

Capital Project – Enterprise - Water Improvements
Pueblo Reservoir – Excess Capacity Leasing & Permitting

2021 Budget	$150,000.00
2021 Spent YTD	$ 27,424.00
Current Disbursement	$ 46,083.75
2021 Remaining Budget	$ 76,492.25

11. **LRE Water** **$27,614.75**

Capital Project – Enterprise - Water Improvements
Pueblo Reservoir – Excess Capacity Leasing & Permitting

2021 Budget	$150,000.00
2021 Spent YTD	$ 73,507.75
Current Disbursement	$ 27,614.75
2021 Remaining Budget	$ 48,877.50

12. **HR Green, Inc.** **$11,632.50**

General Fund – Professional Services
Engineering

2021 Budget	$50,000.00
2021 Spent YTD	$0
Current Disbursement	$11,632.50
2021 Remaining Budget	$38,367.50

13. **HR Green, Inc.** **$5,211.75**

Capital Project – General – Park & Street Improvements
Higby Road Study- Triview Pays -1/3

2021 Budget	$0
2021 Spent YTD	$0
Current Disbursement	$5,211.75
2021 Remaining Budget	$-5,211.75

14. **JDS Hydro Consultants, Inc.** **$5,916.50**

General /Enterprise Fund – Professional Services
Engineering

2021 Budget	$100,000.00
2021 Spent YTD	$ 5,809.00
Current Disbursement	$ 5,916.50
2021 Remaining Budget	$ 88,274.50

15. **JDS Hydro Consultants, Inc.** **$7,390.38**

Capital Project – Enterprise - Water Improvements
Regional Water/Wastewater Design & Permitting (Northern Delivery Design)

2021 Budget	$150,000.00
2021 Spent YTD	$ 9,450.00
Current Disbursement	$ 7,390.38
2021 Remaining Budget	$133,159.62

16. **Timber Line Electric & Control** **$10,840.00**

Capital Project – Enterprise – Water Improvements
C-Plant Vertical Pumps

2021 Budget	$50,000.00
2021 Spent YTD	$0
Current Disbursement	$10,840.00
2021 Remaining Budget	$39,160.00

Invoices Over $5,000 for 2020

17. **Collin Elite 1, LLC** **$23,826.80**
Capital Projects – Enterprise – Water Improvements
Sanctuary Pointe Park Site

2020 Budget	$622,000.00
2020 Spent YTD	$391,034.00
Current Disbursement	$ 23,826.80
2020 Remaining Budget	$207,139.20

Paid Invoices Over $5,000

18. **Mountain State Construction LLC** **$12,928.00**
Capital Projects – General – Park & Street Improvements
Steel Building for A-Yard

2021 Budget	$500,000.00
2021 Spent YTD	$130,038.62
Current Disbursement	$ 12,928.00
2021 Remaining Budget	$357,033.38

19. **Tanglewood Trailers** **$8,275.00**
Capital Projects – General – Vehicles & Equipment
Equipment Trailer

2021 Budget	$8,000.00
2021 Spent YTD	$0
Current Disbursement	$8,275.00
2021 Remaining Budget	$-275.00

20. **Collin Elite 1, LLC** **$9,450.00**
Capital Projects – Enterprise – Water Improvements
Regional Water/Wastewater Design & Permitting -Northern Delivery Design

2021 Budget	$150,000.00
2021 Spent YTD	$0
Current Disbursement	$ 9,450.00
2021 Remaining Budget	$140,550.00

21. **Integrated Design & Construction** **$7,852.11**

Capital Projects – General – Park & Street Improvements
Steel Building for A-Yard

2021 Budget	$500,000.00
2021 Spent YTD	$142,967.00
Current Disbursement	$ 7,852.11
2021 Remaining Budget	$349,180.89

22. **Martinson Mechanical** **$25,000.00**

Capital Projects – General – Park & Street Improvements
Steel Building for A-Yard

2021 Budget	$500,000.00
2021 Spent YTD	$150,819.11
Current Disbursement	$ 25,000.00
2021 Remaining Budget	$324,180.89

23. **John Elway Chevrolet** **$49,158.00**

Capital Projects – Enterprise – Vehicles & Equipment Utilities
Equipment/Vehicles

2021 Budget	$50,000.00
2021 Spent YTD	$0
Current Disbursement	$49,158.00
2021 Remaining Budget	$ 842.00

TRIVIEW METROPOLITAN DISTRICT
Financial Statements
March 2021
Unaudited

TOWN OF MONUMENT
Sales Tax Share
Year to Date – February 2021
with 2017, 2018, 2019 and 2020

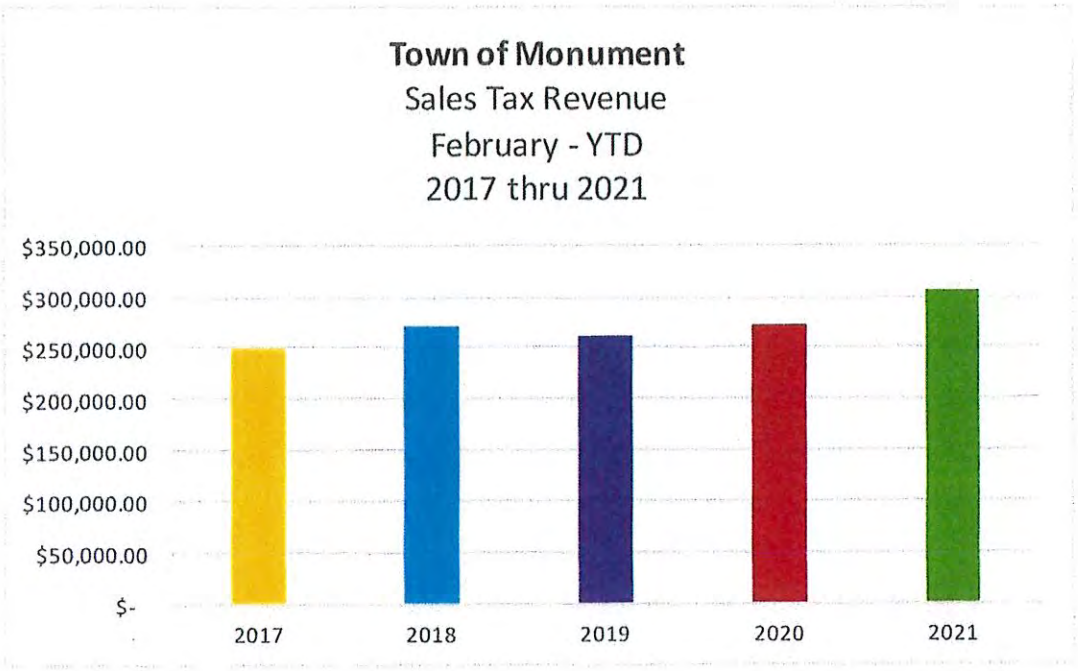
Town of Monument
Sales Tax Revenue
February - YTD
2017 thru 2021
$350,000.00
$300,000.00
$250,000.00
$200,000.00
$150,000.00
$100,000.00
$50,000.00
$-
2017
2018
2019
2020
2021

CASH POSITION

March 31, 2021

TRIVIEW METROPOLITAN DISTRICT

Cash Position - 2021

Fund/Account	Balance Dec-20	Jan-21	Feb-21	Mar-21	Apr-21	May-21	Jun-21	Jul-21	Aug-21	Sep-21	Oct-21	Nov-21	Dec-21
General/District Fund Accounts													
General Fund - Checking Account - Payroll													
Community Banks #8605	147,944	91,830	1,470	**15,501**									
General Fund - Checking Account													
KeyBank #1567	571,172	624,024	719,618	**215,095**									
Transfer in Process	*(450,000)*	*(450,000)*	*(450,000)*										
General Fund Investment Account - Sales Tax Revenue													
ColoTrust #8002	3,176,979	3,352,879	3,632,321	**4,603,377**									
Transfer in Process	*(2,500,000)*	*(2,500,000)*	*(2,500,000)*	*(2,500,000)*									
General Fund Cash Accounts	946,095	1,118,733	1,403,409	**2,333,973**	0	0	0	0	0	0	0	0	0
Enterprise Fund Accounts													
Enterprise Fund - Checking Account													
Community Banks #0638	23,620	23,620	11,500	**3,349**									
Enterprise Fund - Checking Account													
KeyBank #1575	1,127,202	1,059,997	925,638	**1,362,980**									
Enterprise Fund Reserve Account	*450,000*	*450,000*	*450,000*										
ColoTrust #8001	11,120,001	11,120,997	11,121,731	**7,622,260**									
Transfer in Process	*2,500,000*	*2,500,000*	*2,500,000*	*2,500,000*									
Enterprise Fund - Money Market													
KeyBank #7892	461,044	461,048	461,051	**461,055**									
Tap Fee Escrow Account													
ColoTrust #8003	791	791	791	**791**									
Escrow Account-Renewable Water Fees													
ColoTrust #8004 - GL #500-100-102.06	1,783,163	1,783,323	1,783,440	**1,783,539**									
Escrow Account-Sewer and Water Impact Fees													
ColoTrust #8006	721,408	721,472	721,520	**721,560**									
Enterprise Fund Cash Accounts	18,187,229	18,121,248	17,975,671	**14,455,534**	0	0	0	0	0	0	0	0	0
Capital Projects Fund Accounts													
Capital Projects Fund Checking Account													
Community Banks #8590/West Water Escrow	1,647	1,647	1,647	**47**									
Capital Projects Fund Checking Account													
KeyBank #2516	1,454,445	1,625,976	1,691,303	**1,769,729**									
Capital Projects Fund Cash Accounts	1,456,092	1,627,623	1,692,950	**1,769,776**	0	0	0	0	0	0	0	0	0
2016 Bond Funds - Restricted													
Series 2016 Bond Fund													
Colorado State Bank and Trust/BOK Financial	1,466,863	1,467,201	1,467,330	**1,467,427**									
Series 2016 Revenue Fund - (Property Tax Repository)													
Colorado State Bank and Trust/BOK Financial	544,982	545,163	545,163	**545,199**									
Bond Funds - Totals - Restricted	2,011,845	2,012,364	2,012,493	**2,012,626**	0	0	0	0	0	0	0	0	0
Total Cash - All Funds	22,601,261	22,879,968	23,084,523	20,571,909	0	0	0	0	0	0	0	0	0
Month to Month Change		278,707	204,555	(2,512,614)	0	0	0	0	0	0	0	0	0

Restricted Accounts

FUND BALANCE SUMMARY

March 31, 2021

TRIVIEW METROPOLITAN DISTRICT
March 31, 2021
Fund Summary

GENERAL FUND

	Public Works/ Streets	Parks and Open Space	Debt Service	Total
Total Revenue	$ 917,199	$ 398,009	$ 1,249,641	$ 2,564,849
Total Expenditures	241,016	126,080	21,235	388,331
Net Excess (Deficiency)	$ 676,183	$ 271,929	$ 1,228,406	$ 2,176,518

Less: Transfer to Capital Projects Fund	$ 176,068
Transfer to Enterprise Fund	$ 150,000
Net Excess (Deficiency) - 2021	**$ 1,850,450**
Beginning Fund Balance -	$ 1,124,703
Ending Fund Balance - March 31, 2021	**$ 2,975,153**

WATER AND WASTEWATER ENTERPRISE FUND

	Water Operations	Wastewater Operations	Debt Service	Total
Total Revenue	$ 465,029	$ 429,270	$ 430,634	$ 1,324,933
Transfer from General Fund	-	-	150,000	150,000
Total Expenditures	387,997	290,157	-	678,154
Net Excess (Deficiency)	$ 77,032	$ 139,113	$ 580,634	$ 796,779

Less: Transfer to Capital Projects Fund	$ 2,865,875
Net Excess (Deficiency) - 2021	**$ (2,069,096)**
Beginning Fund Balance - Estimated	$ 20,046,174
Ending Fund Balance - March 31, 2021	**$ 17,977,078**

CAPITAL PROJECTS - GENERAL FUND

	Total
Total Revenue	$ 152,766
Transfer from General Fund	176,068
Total Expenditures	328,834
Net Excess (Deficiency)	$ (0)
Beginning Fund Balance - Estimated	$ -
Ending Fund Balance - March 31, 2021	**$ (0)**

CAPITAL PROJECTS - ENTERPRISE FUND

	Total
Total Revenue	$ 1,340,756
Transfer from Enterprise Fund	2,865,875
Total Expenditures	4,206,631
Net Excess (Deficiency)	$ -
Beginning Fund Balance - Estimated	$ 27,283
Ending Fund Balance - March 31, 2021	**$ 27,283**

GENERAL FUND
Cost Allocation

March 31, 2021

TRIVIEW METROPOLITAN DISTRICT
GENERAL FUND
PUBLIC WORKS/STREETS
For the Three Months Ending March 31, 2021
Unaudited

	2021 Budget	YTD Actual	Variance Favorable (Unfavorable)	Percent of Budget (YTD 25%)
REVENUE				
Sales Tax/IGA/Town - Estimated	$ 1,518,000	$ 311,484	$ (1,206,516)	21%
Property Tax - Operations	66,878	31,703	(35,175)	47%
Property Tax/IGA/Town	204,600	-	(204,600)	0%
Specific Ownership Tax	198,660	53,241	(145,419)	27%
Auto Tax/IGA/Town - Estimated	99,000	37,764	(61,236)	38%
Interest	3,300	524	(2,776)	16%
Drainage Impact Fees	206,250	124,045	(82,205)	60%
Road and Bridge Fees	162,300	262,336	100,036	162%
Use Tax - Construction Material	158,400	74,990	(83,410)	47%
Use Tax - Town	3,960	662	(3,298)	17%
Miscellaneous - (includes Safety Grant)	9,900	15,071	5,171	152%
Lot & Inspection Fees	-	5,379	5,379	0%
Total Revenue	**$ 2,631,248**	**$ 917,199**	**$ (1,714,049)**	**35%**
EXPENDITURES				
Legislative				
Directors' Fees	$ 4,620	$ 792	$ 3,828	17%
FICA and Unemployment	363	63	300	17%
Workers Compensation Insurance	21	20	1	94%
Total Legislative	**$ 5,004**	**$ 874**	**$ 4,130**	**17%**
General and Administrative				
Salaries and Benefits				
Salaries/Wages	$ 73,326	$ 19,188	$ 54,138	26%
Unemployment Insurance	330	34	296	10%
Workers' Compensation Insurance	594	216	378	36%
Health and Dental Insurance	8,052	2,482	5,570	31%
Employer's FICA	4,546	1,162	3,384	26%
Employer's Medicare	1,063	280	783	26%
Retirement	944	221	723	23%
Life and Disability Insurance	822	266	556	32%
Total Salaries and Benefits	**$ 89,677**	**$ 23,849**	**$ 65,828**	**27%**
Professional Services				
Professional Services-Engineering	$ 33,000	$ 5,181	$ 27,819	16%
Professional Services-Management	-	-	-	0%
Professional Services-Public Relations	22,440	5,109	17,331	23%
Professional Services-Cost Service Study	16,500	-	16,500	0%
Legal Fees/Monson, Cummins & Shohet	13,200	4,470	8,730	34%
Legal Fees	23,100	4,256	18,844	18%
Total Professional Services	**$ 108,240**	**$ 19,016**	**$ 89,224**	**18%**
General Administration				
Accounting Services	$ 27,060	$ 7,827	$ 19,233	29%
Audit Fees	6,600	-	6,600	0%

TRIVIEW METROPOLITAN DISTRICT
GENERAL FUND
PUBLIC WORKS/STREETS
For the Three Months Ending March 31, 2021
Unaudited

	2021 Budget	YTD Actual	Variance Favorable (Unfavorable)	Percent of Budget (YTD 25%)
Conference, Class and Education	660	-	660	0%
Dues, Publications and Subscriptions	5,280	3,446	1,834	65%
IT Support	6,600	1,067	5,533	16%
Office Equipment and Supplies	16,500	1,860	14,640	11%
Publication - Legal Notice	66	219	(153)	332%
Repairs and Maintenance	66	-	66	0%
Telephone Service	11,880	2,959	8,921	25%
Travel and Meeting Expense	6,270	371	5,899	6%
Office Overhead (COA, utilities, etc.)	27,461	1,752	25,709	6%
General Insurance	19,353	18,478	875	95%
Tax Collection Expense - Operations	1,003	476	527	47%
Vehicle Expense	19,800	9,412	10,388	48%
Stormwater Detention Pond Assessment	9,900	2,617	7,283	26%
Contingency/Emergency Reserves/Miscellaneous	66,000	1,205	64,795	2%
Total General Administration	$ 224,499	$ 51,687	$ 172,812	23%
Total General Administrative, Legislative and Professional Services	**$ 427,421**	**$ 95,426**	**$ 331,994**	**22%**
Operations				
Salaries and Benefits- Streets and Parks				
Salaries/Wages	$ 314,309	$ 64,290	$ 250,019	20%
Salaries/Wages - Seasonal	19,800	-	19,800	0%
Overtime/On-call	13,200	10,439	2,761	79%
Unemployment Insurance	660	193	467	29%
Workers' Compensation Insurance	10,890	6,869	4,021	63%
Health and Dental Insurance	56,100	18,632	37,468	33%
Employer's FICA	21,533	4,547	16,986	21%
Employer's Medicare	5,036	1,063	3,973	21%
Retirement	16,375	2,665	13,710	16%
Life and Disability Insurance	3,729	1,222	2,507	33%
Total Salaries and Benefits - Streets and Parks	$ 461,632	$ 109,921	$ 351,711	24%
Streets Operations and Maintenance				
Operations and Maintenance	$ 40,000	$ 8,910	$ 31,090	22%
Vehicle Maintenance	10,000	4,538	5,462	45%
Customer Sidewalk Repair	20,000	-	20,000	0%
District Sidewalk Repair/ADA Ramps	25,000	-	25,000	0%
Contract Snow Removal/Equipment Rental	5,000	-	5,000	0%
Snow Removal Per Diem/Emergency	5,000	2,774	2,226	55%
Engineering - TOM	20,000	-	20,000	0%
Contract Street Sweeping	15,000	-	15,000	0%
Sand and Salt for Roads	40,000	13,704	26,296	34%
Supplies	1,000	-	1,000	0%
Total Streets	$ 181,000	$ 29,926	$ 151,074	17%
Total Streets O & M	**$ 642,632**	**$ 139,848**	**$ 502,784**	**22%**

TRIVIEW METROPOLITAN DISTRICT
GENERAL FUND
PUBLIC WORKS/STREETS
For the Three Months Ending March 31, 2021
Unaudited

	2021 Budget	YTD Actual	Variance Favorable (Unfavorable)	Percent of Budget (YTD 25%)
Lighting				
MVE Operation and Maintenance	$ 36,300	$ 5,442	$ 30,858	15%
Repair and Maintenance	1,980	-	1,980	0%
Total Lighting	**$ 38,280**	**$ 5,442**	**$ 32,838**	**14%**
Signage				
Repairs and Maintenance	$ 1,320	$ 104	$ 1,216	8%
Total Signage	**$ 1,320**	**$ 104**	**$ 1,216**	**8%**
Traffic Control				
Operation and Maintenance	$ 1,500	$ 196	$ 1,304	13%
Repairs and Maintenance - Striping	10,000	-	10,000	0%
Total Traffic Control	**$ 11,500**	**$ 196**	**$ 11,304**	**2%**
Drainage/Erosion Control				
Repairs and Maintenance (includes Concrete work)	$ 50,000	$ -	$ 50,000	0%
Total Drainage/Erosion Control	**$ 50,000**	**$ -**	**$ 50,000**	**0%**
Total Expenditures - Public Works/Streets	**$ 1,171,153**	**$ 241,016**	**$ 930,136**	**21%**
EXCESS OF REVENUE OVER (UNDER) EXPENDITURES	**$ 1,460,095**	**$ 676,183**	**$ (783,913)**	

TRIVIEW METROPOLITAN DISTRICT
GENERAL FUND
PARKS AND OPEN SPACE
For the Three Months Ending March 31, 2021
Unaudited

	2021 Budget	YTD Actual	Variance Favorable (Unfavorable)	Percent of Budget (YTD 25%)
REVENUE - Parks and Open Space				
Sales Tax/IGA/Town - Estimated	$ 782,000	$ 160,461	$ (621,539)	21%
Property Tax - Operations	$ 34,452	16,332	(18,120)	47%
Property Tax/IGA/Town	105,400	-	(105,400)	0%
Specific Ownership Tax	102,340	27,427	(74,913)	27%
Park, Rec and Landscape Fees	505,950	118,055	(387,895)	23%
Auto Tax/IGA/Town - Estimated	51,000	19,454	(31,546)	38%
Interest	1,700	270	(1,430)	16%
Use Tax - Construction Material	81,600	38,631	(42,969)	47%
Use Tax- Town	2,040	341	(1,699)	17%
Conservation Trust Fund	22,500	6,502	(15,998)	29%
Miscellaneous - (includes Safety Grant)	5,100	7,764	2,664	152%
Lot & Inspection Fees	-	2,771	2,771	0%
Total Revenue	**$ 1,694,082**	**$ 398,009**	**$ (1,296,073)**	**23%**
EXPENDITURES				
Legislative				
Directors' Fees	$ 2,380	$ 408	$ 1,972	17%
FICA and Unemployment	187	32	155	17%
Workers Compensation Insurance	11	10	1	94%
Total Legislative	**$ 2,578**	**$ 451**	**$ 2,127**	**17%**
General and Administrative				
Salaries and Benefits				
Salaries/Wages	$ 37,774	$ 9,885	$ 27,889	26%
Unemployment Insurance	170	18	152	10%
Workers' Compensation Insurance	306	112	194	36%
Health and Dental Insurance	4,148	1,278	2,870	31%
Employer's FICA	2,342	599	1,743	26%
Employer's Medicare	548	144	404	26%
Retirement	486	114	372	23%
Life and Disability Insurance	423	137	286	32%
Total Salaries and Benefits	**$ 46,197**	**$ 12,286**	**$ 33,911**	**27%**
Professional Services				
Professional Services-Engineering	$ 17,000	$ 2,669	$ 14,331	16%
Professional Services-Public Relations	11,560	2,632	8,928	23%
Professional Services-Cost Service Study	8,500	-	8,500	0%
Legal Fees/Monson, Cummins & Shohet	6,800	2,303	4,497	34%
Legal Fees	11,900	2,192	9,708	18%
Total Professional Services	**$ 55,760**	**$ 9,796**	**$ 45,964**	**18%**
General Administration				
Accounting Services	$ 13,940	$ 4,032	$ 9,908	29%
Audit Fees	3,400	-	3,400	0%
Conference, Class and Education	340	-	340	0%
Dues, Publications and Subscriptions	2,720	1,775	945	65%
IT Support	3,400	550	2,850	16%
Office Equipment and Supplies	8,500	958	7,542	11%
Publication - Legal Notice	34	113	(79)	332%
Repairs and Maintenance	34	-	34	0%
Telephone Service	6,120	1,524	4,596	25%
Travel and Meeting Expense	3,230	191	3,039	6%
Office Overhead (COA, utilities, etc.)	14,147	902	13,245	6%
General Insurance	9,970	9,519	451	95%
Tax Collection Expense - Operations	517	245	272	47%
Vehicle Expense	10,200	4,849	5,351	48%
Stormwater Detention Pond Assessment	5,100	1,348	3,752	26%

TRIVIEW METROPOLITAN DISTRICT
GENERAL FUND
PARKS AND OPEN SPACE
For the Three Months Ending March 31, 2021
Unaudited

	2021 Budget	YTD Actual	Variance Favorable (Unfavorable)	Percent of Budget (YTD 25%)
Contingency/Emergency Reserves/Miscellaneous	34,000	621	33,379	2%
Total General Administration	$ 115,652	$ 26,627	$ 89,025	23%
Total Parks - Administrative, Professional Services, etc.	**$ 220,186**	**$ 49,160**	**$ 171,027**	**22%**
Operations				
Salaries and Benefits- Streets and Parks				
Salaries/Wages	$ 161,917	$ 33,119	$ 128,798	20%
Salaries/Wages - Seasonal	10,200	-	10,200	0%
Overtime/On-call	6,800	5,378	1,422	79%
Unemployment Insurance	340	99	241	29%
Workers' Compensation Insurance	5,610	3,539	2,071	63%
Health and Dental Insurance	28,900	9,598	19,302	33%
Employer's FICA	11,093	2,342	8,751	21%
Employer's Medicare	2,594	548	2,046	21%
Retirement	8,436	1,373	7,063	16%
Life and Disability Insurance	1,921	630	1,291	33%
Total Salaries and Benefits - Parks	$ 237,810	$ 56,626	$ 181,185	24%
Parks and Open Space O & M				
Repair of Facilities	$ 3,000	$ -	$ 3,000	0%
Annual Flower and Shrub replacement Program	10,000	-	10,000	0%
Holiday Lights	10,000	-	10,000	0%
Lawn Fertilizer, Tree Fertilizer and Weed Control Program	40,000	-	40,000	0%
Park Irrigation Water Payments	180,000	5,882	174,118	3%
Repair and Maintenance	55,000	3,507	51,493	6%
Supplies/Trees Replacement	15,000	-	15,000	0%
Tools	3,000	-	3,000	0%
Clothing and Safety Equipment	8,000	1,545	6,455	19%
Back Flow Inspection	2,500	-	2,500	0%
Total Parks and Open Space O & M	$ 326,500	$ 10,935	$ 315,565	3%
Total Parks O & M	**$ 564,310**	**$ 67,561**	**$ 496,750**	**12%**
Lighting				
MVE Operation and Maintenance	$ 18,700	$ 2,803	$ 15,897	15%
Repair and Maintenance	1,020	-	1,020	0%
Total Lighting	$ 19,720	$ 2,803	$ 16,917	14%
Signage				
Repairs and Maintenance	$ 680	$ 54	$ 626	8%
Total Signage	$ 680	$ 54	$ 626	8%
Total Conservation Trust Fund Projects	**$ 22,500**	**$ 6,502**	**$ 15,998**	**29%**
Total Expenditures - Parks and Open Space	**$ 827,396**	**$ 126,080**	**$ 701,318**	**15%**
EXCESS OF REVENUE OVER (UNDER) EXPENDITURES	**$ 866,686**	**$ 271,929**	**(594,757)**	

TRIVIEW METROPOLITAN DISTRICT
GENERAL FUND
DEBT SERVICE
For the Three Months Ending March 31, 2021
Unaudited

	2021 Budget	YTD Actual	Variance Favorable (Unfavorable)	Percent of Budget (YTD 25%)
REVENUE				
Property Tax	$ 2,634,585	$ 1,248,909	$ (1,385,676)	47%
Interest - GO Bond	5,000	732	(4,268)	15%
Total Revenue	**$ 2,639,585**	**$ 1,249,641**	**$ (1,389,944)**	**47%**
EXPENDITURES				
Administrative				
Tax Collection Expense	$ 39,520	$ 18,735	$ 20,785	47%
Total Administrative	**$ 39,520**	**$ 18,735**	**$ 20,785**	**47%**
Debt Service				
Bond Interest Payment	$ 1,874,412	$ -	$ 1,874,412	0%
Bond Principal Payment	655,000	-	655,000	0%
Paying Agent Fees	2,500	2,500	-	100%
Total Debt Service	**$ 2,531,912**	**$ 2,500**	**$ 2,529,412**	**0%**
Total Expenditures	**$ 2,571,432**	**$ 21,235**	**$ 2,550,197**	**1%**
EXCESS OF REVENUE OVER (UNDER) EXPENDITURES	**$ 68,153**	**$ 1,228,406**	**$ 1,160,253**	

ENTERPRISE FUND
Cost Allocation

March 31, 2021

TRIVIEW METROPOLITAN DISTRICT
WATER AND WASTEWATER ENTERPRISE FUND
Water Operations
For the Three Months Ending March 31, 2021
Unaudited

	2021 Budget	YTD Actual	Variance Favorable (Unfavorable)	Percent of Budget (YTD 25%)
REVENUE				
Water Revenue	$ 1,836,000	$ 175,838	$ (1,660,162)	10%
Base Rate/Capital Improvement Fee	769,881	191,695	(578,186)	25%
Water Meter Kits	73,500	17,500	(56,000)	24%
Administrative Fee	97,340	23,888	(73,452)	25%
Miscellaneous	30,000	8,921	(21,079)	30%
Bulk Water Revenue	7,000	47,187	40,187	674%
Total Revenue	**$ 2,813,721**	**$ 465,029**	**$ (2,348,692)**	**17%**
EXPENDITURES				
Administrative				
Salaries and Benefits				
Salaries/Wages	$ 337,530	$ 67,868	$ 269,662	20%
Overtime/On-call	15,000	3,436	11,564	23%
Unemployment Insurance	250	122	128	49%
Workers' Compensation Insurance	2,500	3,235	(735)	129%
Health and Dental Insurance	42,500	13,534	28,967	32%
Employer's FICA	21,857	4,326	17,531	20%
Employer's Medicare	5,112	1,048	4,064	21%
Retirement	15,564	2,647	12,917	17%
Life and Disability Insurance	4,000	1,234	2,766	31%
Total Salaries and Benefits	**$ 444,313**	**$ 97,449**	**$ 346,864**	**22%**
Professional Services				
Professional Services- Engineering	$ 25,000	$ 5,295	$ 19,705	21%
Professional Services-Public Relations	17,000	3,871	13,129	23%
Professional Services/Amcobi/National Meter	37,500	17,027	20,473	45%
Rate/Service Study	15,000	-	15,000	0%
Development Services/Monson, Cummins & Shohet	12,500	21,073	(8,573)	169%
Total Professional Services	**$ 107,000**	**$ 47,265**	**$ 59,735**	**44%**
Administrative				
Accounting Services	20,500	2,368	18,132	12%
Audit Fees	5,000	-	5,000	0%
Conference, Class and Education	3,000	200	2,800	7%
Dues, Publications and Subscriptions	2,500	40	2,461	2%
IT Support	12,500	2,581	9,919	21%
Office Equipment and Supplies	12,500	619	11,881	5%
Postage	500	44	456	9%
Publication - Legal Notice	100	-	100	0%
Repairs and Maintenance	250	-	250	0%
Telephone Service	5,000	1,158	3,842	23%
Travel and Meeting Expense	500	-	500	0%
Office Overhead (COA, utilities, etc.)	1,000	1,119	(119)	112%
Clothing and Safety Equipment	1,606	-	1,606	0%
General Insurance	13,795	13,998	(203)	101%
Vehicle Expense	10,000	6,186	3,814	62%
Bank Charges	2,500	2,124	376	85%
Miscellaneous	1,000	15	985	2%
Total General Administration	**$ 92,251**	**$ 30,453**	**$ 61,798**	**33%**

TRIVIEW METROPOLITAN DISTRICT
WATER AND WASTEWATER ENTERPRISE FUND
Water Operations
For the Three Months Ending March 31, 2021
Unaudited

	2021 Budget	YTD Actual	Variance Favorable (Unfavorable)	Percent of Budget (YTD 25%)
Total General Administrative	**$ 643,563**	**$ 175,167**	**$ 468,397**	**27%**
Water System				
Water Testing	$ 15,000	$ 2,727	$ 12,273	18%
Waste Disposal	32,000	6,920	25,080	22%
Gas Utilities	7,500	4,395	3,105	59%
Electric Utilities	400,000	26,973	373,027	7%
Repairs and Maintenance	150,000	20,035	129,965	13%
Storage Tank Maintenance	50,000	-	50,000	0%
Operating Supplies	30,000	5,246	24,754	17%
Bulk Chemical Supplies	25,000	3,092	21,908	12%
Lab Chemicals and Supplies	7,500	5,825	1,675	78%
Instrumentation	5,000	-	5,000	0%
Water Assessments	137,700	112,402	25,298	82%
Tools	3,000	-	3,000	0%
Leased Water Pueblo Board of Water	-	-	-	0%
Equipment Meter Supplies/Meter Kits	150,000	25,215	124,785	17%
Total Water System	**$ 1,012,700**	**$ 212,830**	**$ 799,870**	**21%**
Total Expenditures	**$ 1,656,263**	**$ 387,997**	**$ 1,268,267**	**23%**
EXCESS OF REVENUE OVER (UNDER) EXPENDITURES	**$ 1,157,458**	**$ 77,032**	**$ (1,080,426)**	

TRIVIEW METROPOLITAN DISTRICT
WATER AND WASTEWATER ENTERPRISE FUND
Wastewater Operations
For the Three Months Ending March 31, 2021
Unaudited

	2021 Budget	YTD Actual	Variance Favorable (Unfavorable)	Percent of Budget (YTD 25%)
REVENUE				
Sewer Revenue	$ 1,669,013	$ 420,349	$ (1,248,664)	25%
Miscellaneous	30,000	8,921	(21,079)	30%
Total Revenue	**$ 1,699,013**	**$ 429,270**	**$ (1,269,743)**	**25%**
EXPENDITURES				
Administrative				
Salaries and Benefits				
Salaries/Wages	$ 337,530	$ 67,868	$ 269,662	20%
Overtime/On-call	15,000	3,436	11,564	23%
Unemployment Insurance	250	122	128	49%
Workers' Compensation Insurance	2,500	3,235	(735)	129%
Health and Dental Insurance	42,500	13,534	28,967	32%
Employer's FICA	21,857	4,326	17,531	20%
Employer's Medicare	5,112	1,048	4,064	21%
Retirement	15,564	2,647	12,917	17%
Life and Disability Insurance	4,000	1,234	2,766	31%
Total Salaries and Benefits	**$ 444,313**	**$ 97,449**	**$ 346,864**	**22%**
Professional Services				
Professional Services- Engineering	$ 25,000	$ 5,295	$ 19,705	21%
Professional Services-Public Relations	17,000	3,871	13,129	23%
Professional Services/Amcobi/National Meter	37,500	17,027	20,473	45%
Rate/Service Study	15,000	-	15,000	0%
Development Services/Monson, Cummins & Shohet	12,500	21,073	(8,573)	169%
Total Professional Services	**$ 107,000**	**$ 47,265**	**$ 59,735**	**44%**
Administrative				
Accounting Services	$ 20,500	$ 2,368	$ 18,132	12%
Audit Fees	5,000	-	5,000	0%
Conference, Class and Education	3,000	200	2,800	7%
Dues, Publications and Subscriptions	2,500	40	2,461	2%
IT Support	12,500	2,581	9,919	21%
Office Equipment and Supplies	12,500	619	11,881	5%
Postage	500	44	456	9%
Publication - Legal Notice	100	-	100	0%
Repairs and Maintenance	250	-	250	0%
Telephone Service	5,000	1,158	3,842	23%
Travel and Meeting Expense	500	-	500	0%
Office Overhead (COA, utilities, etc.)	1,000	1,119	(119)	112%
Clothing and Safety Equipment	1,606	-	1,606	0%
General Insurance	13,795	13,998	(203)	101%
Vehicle Expense	10,000	6,186	3,814	62%
Bank Charges	2,500	2,124	376	85%
Miscellaneous	1,000	15	985	2%

TRIVIEW METROPOLITAN DISTRICT
WATER AND WASTEWATER ENTERPRISE FUND
Wastewater Operations
For the Three Months Ending March 31, 2021
Unaudited

	2021 Budget	YTD Actual	Variance Favorable (Unfavorable)	Percent of Budget (YTD 25%)
Total General Administration	$ 92,251	$ 30,453	$ 61,798	33%
Total General Administrative	**$ 643,563**	**$ 175,167**	**$ 468,397**	**27%**
Wastewater System				
Wastewater TF/Donala/IGA	$ 703,048	$ 114,861	$ 588,187	16%
Repairs and Maintenance	5,000	-	5,000	0%
Tools	3,000	-	3,000	0%
Video Collection System - Annual	85,000	-	85,000	0%
Operating Supplies	1,000	129	871	13%
Transit Loss	7,500	-	7,500	0%
Total Wastewater System	$ 804,548	$ 114,990	$ 689,558	14%
Total Expenditures	**$ 1,448,111**	**$ 290,157**	**$ 1,157,955**	**20%**
EXCESS OF REVENUE OVER (UNDER) EXPENDITURES	**$ 250,901**	**$ 139,113**	**$ (111,788)**	

TRIVIEW METROPOLITAN DISTRICT
WATER AND WASTEWATER ENTERPRISE FUND
DEBT SERVICE
For the Three Months Ending March 31, 2021
Unaudited

	2021 Budget	YTD Actual	Variance Favorable (Unfavorable)	Percent of Budget (YTD 25%)
REVENUE				
Renewable Water Fee	$ 1,235,000	$ 385,216	$ (849,784)	31%
Water Lease- Comanche	166,860	42,620	(124,240)	26%
Interest	35,000	2,798	(32,202)	8%
Total Revenue	**$ 1,436,860**	**$ 430,634**	**$ (1,006,226)**	**30%**
Debt Service				
Paying Agent Fees	$ 5,000	$ -	$ 5,000	0%
2018 Bond Issue- Debt Service	665,100	-	665,100	0%
2020B Bonds- Debt Service	452,103	-	452,103	0%
2020A Bond Issue- Debt Service	888,244	-	888,244	0%
Total Debt Service	**$ 2,010,447**	**$ -**	**$ 2,010,447**	**0%**
OTHER FINANCING SOURCES				
Transfer from other funds	$ 600,000	$ 150,000	$ (450,000)	25%
Total Other Financing Sources	**$ 600,000**	**$ 150,000**	**$ (450,000)**	**25%**
EXCESS OF REVENUE OVER (UNDER) EXPENDITURES	**$ 26,413**	**$ 580,634**	**$ 554,221**	

CAPITAL PROJECTS FUNDS

March 31, 2021

TRIVIEW METROPOLITAN DISTRICT
CAPITAL PROJECTS FUND - GENERAL
Budget Status Report - GAAP Basis
For the Three Months Ending March 31, 2021
Unaudited

	2021 Budget	YTD Actual	Variance Favorable (Unfavorable)	Percent of Budget (YTD 25%)
REVENUE				
Woodman Escrow	$ -	$ 152,766	$ 152,766	0%
Total Revenue	**$ -**	**$ 152,766**	**$ 152,766**	**0%**
EXPENDITURES				
Vehicles and Equipment Utilities				
4-Post Lift	$ 20,000	$ -	$ 20,000	0%
Mower 60" Riding Mower Toro Z Master	13,000	-	13,000	0%
John Deere Gator (Replaces Club Car)	16,000	-	16,000	0%
Ventrac 4500 Tractor	53,000	52,918	82	100%
Equipment Trailer	8,000	7,671	329	96%
Equipment - Insurance to reimburse	-	6,072	(6,072)	0%
Welder Welding Equipment	3,000	-	3,000	0%
Total Vehicles and Equipment	**$ 113,000**	**$ 66,661**	**$ 46,339**	**59%**
Park and Street Improvements				
Reconfigure Admin Area	$ 30,000	$ 3,628	$ 26,372	12%
Steel Building for A-yard	500,000	250,602	249,398	50%
Streetscape Improvements	60,000	779	59,221	1%
Street Improvements	440,000	7,164	432,836	2%
Total Park and Street Improvements	**$ 1,030,000**	**$ 262,173**	**$ 767,827**	**25%**
Total Expenditures - District Capital	**$ 1,143,000**	**$ 328,834**	**$ 814,166**	**29%**
EXCESS OF REVENUE OVER (UNDER) EXPENDITURES	**$ (1,143,000)**	**$ (176,068)**	**$ 966,932**	
OTHER FINANCING SOURCES (USES)				
Transfer from General Fund	$ 1,143,000	$ 176,068	$ (966,932)	15%
Total Other Financing	**$ 1,143,000**	**$ 176,068**	**$ (966,932)**	**15%**
EXCESS OF REVENUE OVER (UNDER) EXPENDITURES AND OTHER FINANCING SOURCES	$ -	$ (0)	$ (0)	

TRIVIEW METROPOLITAN DISTRICT
CAPITAL PROJECTS FUND - ENTERPRISE
Budget Status Report - GAAP Basis
For the Three Months Ending March 31, 2021
Unaudited

	2021 Budget	YTD Actual	Variance Favorable (Unfavorable)	Percent of Budget (YTD 25%)
REVENUE				
Water Tap Fees	$ 1,806,000	$ 617,652	$ (1,188,348)	34%
Sewer Tap Fees	1,031,250	352,688	(678,563)	34%
Water/Sewer Impact Fee	300,000	25,650	(274,350)	9%
Renewable Water Fee	190,000	63,335	(126,665)	33%
Admin Fee	150,000	16,000	(134,000)	11%
Lease Revenue (FMIC)	43,000	9,452	(33,548)	22%
Effluent Paid-AGUA/ Woodmoor	60,000	10,594	(49,406)	18%
Review & Comment Fee	75,000	27,252	(47,748)	36%
Sale of 18" Pipeline Forest Lakes	122,500	122,500	-	100%
Miscellaneous Income	-	10,094	10,094	0%
Payment in Lieu of Water Rights	800,000	85,540	(714,460)	11%
Total Revenue	**$ 4,577,750**	**$ 1,340,756**	**$ (3,236,994)**	**29%**
EXPENDITURES				
Vehicles and Equipment Utilities				
Equipment/Vehicles	$ 50,000	$ -	$ 50,000	0%
Metal Build to Enclose B Plant Well Equipment Enclosure	15,000	-	15,000	0%
Plant A Effluent Pump(s)	50,000	-	50,000	0%
Total Vehicles and Equipment	**$ 115,000**	**$ -**	**$ 115,000**	**0%**
Wells				
Replacement of VFD for Well D-7	$ 59,900	$ -	$ 59,900	0%
Replace VFD for Well D-1	51,250	-	51,250	0%
Drill and Outfit A-9 & D-9 Wells	-	1,493	(1,493)	0%
Rehab Wells A-1 and D-1	148,527	-	148,527	0%
Total Wells	**$ 259,677**	**$ 1,493**	**$ 258,184**	**1%**
Water Improvements				
B-Plant Booster Station	$ 20,000	$ -	$ 20,000	0%
C-Plant Vertical Pumps	50,000	-	50,000	0%
Driveway for C-Plant/Improvements	38,000	1,974	36,026	5%
SCADA	75,000	7,600	67,400	10%
Regional Water/Wastewater Design and Permitting	150,000	-	150,000	0%
Bore I-25 for Service to Conexus	300,000	-	300,000	0%
Tap Fee Credits	150,000	-	150,000	0%
AVIC Change Case - Brownstein	100,000	4,637	95,363	5%
Excelsior Change Case - Cummins	100,000	-	100,000	0%
Pueblo Reservoir - Excess Capacity Leasing and Permitting	150,000	27,424	122,577	18%
Central Reservoir - Powerline Relocation and Permitting	150,000	20,880	129,121	14%
South Reservoir - Purchase and Install Inlet Channel and Spillway	5,500,000	4,142,625	1,357,375	75%
Total Water Improvements	**$ 6,783,000**	**$ 4,205,139**	**$ 2,577,861**	**62%**
Total Expenditures - Enterprise Capital	**$ 7,157,677**	**$ 4,206,631**	**$ 2,951,046**	**59%**
EXCESS OF REVENUE OVER (UNDER) EXPENDITURES	**$ (2,579,927)**	**$ (2,865,875)**	**$ (285,948)**	**111%**
OTHER FINANCING SOURCES (USES)				
Transfer from Enterprise Fund	$ 2,580,000	$ 2,865,875	$ 285,875	111%
Total Other Financing Sources (Uses)	**$ 2,580,000**	**$ 2,865,875**	**$ 285,875**	**111%**
EXCESS OF REVENUE OVER (UNDER) EXPENDITURES AND OTHER FINANCING SOURCES	**$ 73**	**$ -**	**$ (73)**	